

# Matched Pair Analysis for HRSN's Temperature Sensors

---

**Date: August 2021**

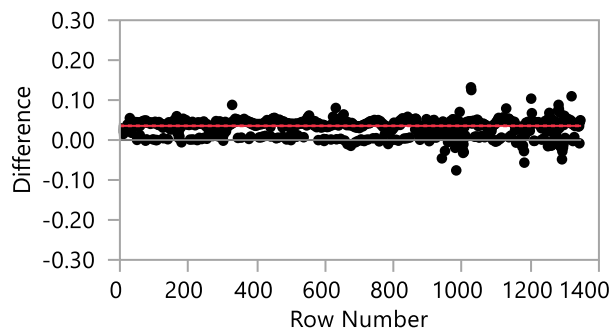
**Prepared by**

**Arne Diercks, Landry Bernard, Steve Stanic, Vishwamithra Sunkara  
University of Southern Mississippi**

---

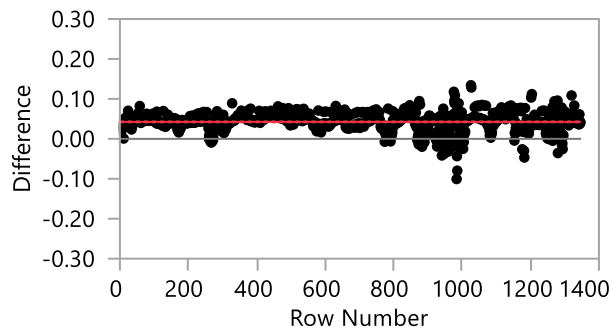
### Matched Pairs

**Difference: TR1A Temp 2: temperature-TR1A Temp 1: temperature**



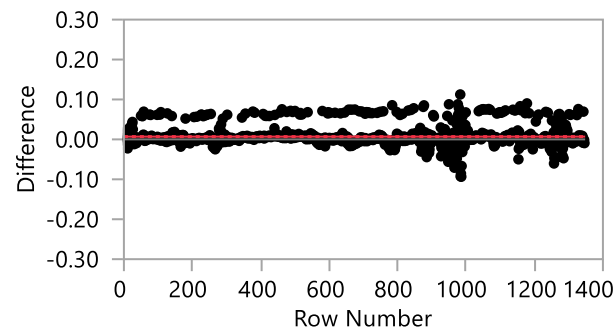
TR1A Temp 2: temperature	26.1119	t-Ratio	72.10681
TR1A Temp 1: temperature	26.0764	DF	1258
Mean Difference	0.03553	Prob >  t	<.0001*
Std Error	0.00049	Prob > t	<.0001*
Upper 95%	0.0365	Prob < t	1.0000
Lower 95%	0.03456		
N	1259		
Correlation	0.9999		

**Difference: TR1B Temp 1: temperature-TR1A Temp 1: temperature**



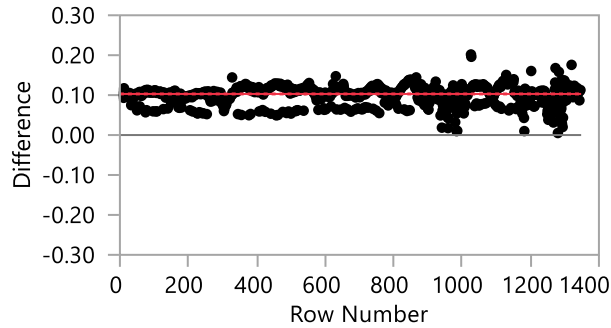
TR1B Temp 1: temperature	26.1188	t-Ratio	72.65473
TR1A Temp 1: temperature	26.0764	DF	1258
Mean Difference	0.04245	Prob >  t	<.0001*
Std Error	0.00058	Prob > t	<.0001*
Upper 95%	0.04359	Prob < t	1.0000
Lower 95%	0.0413		
N	1259		
Correlation	0.99987		

**Difference: TR1B Temp 1: temperature-TR1A Temp 2: temperature**



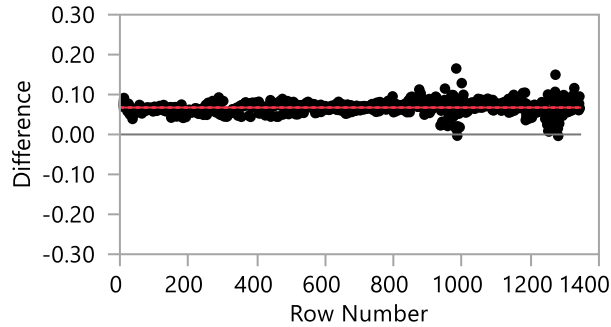
TR1B Temp 1: temperature	26.1188	t-Ratio	10.73767
TR1A Temp 2: temperature	26.1119	DF	1258
Mean Difference	0.00692	Prob >  t	<.0001*
Std Error	0.00064	Prob > t	<.0001*
Upper 95%	0.00818	Prob < t	1.0000
Lower 95%	0.00565		
N	1259		
Correlation	0.99983		

**Difference: TR1B Temp 2: temperature-TR1A Temp 1: temperature**



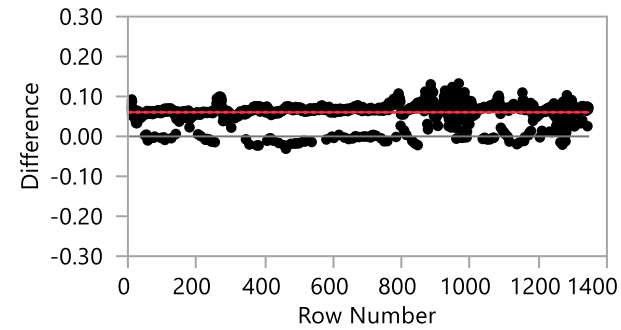
TR1B Temp 2: temperature	26.1793	t-Ratio	174.0248
TR1A Temp 1: temperature	26.0764	DF	1258
Mean Difference	0.10294	Prob >  t	<.0001*
Std Error	0.00059	Prob > t	<.0001*
Upper 95%	0.1041	Prob < t	1.0000
Lower 95%	0.10178		
N	1259		
Correlation	0.99988		

**Difference: TR1B Temp 2: temperature-TR1A Temp 2: temperature**



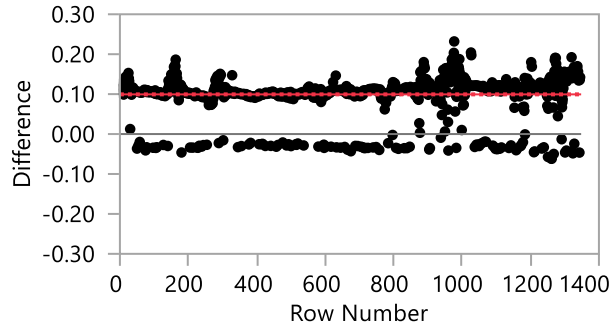
TR1B Temp 2: temperature	26.1793	t-Ratio	168.6253
TR1A Temp 2: temperature	26.1119	DF	1258
Mean Difference	0.06741	Prob >  t	<.0001*
Std Error	0.0004	Prob > t	<.0001*
Upper 95%	0.06819	Prob < t	1.0000
Lower 95%	0.06662		
N	1259		
Correlation	0.99994		

**Difference: TR1B Temp 2: temperature-TR1B Temp 1: temperature**



TR1B Temp 2: temperature	26.1793	t-Ratio	91.37245
TR1B Temp 1: temperature	26.1188	DF	1258
Mean Difference	0.06049	Prob >  t	<.0001*
Std Error	0.00066	Prob > t	<.0001*
Upper 95%	0.06179	Prob < t	1.0000
Lower 95%	0.05919		
N	1259		
Correlation	0.99983		

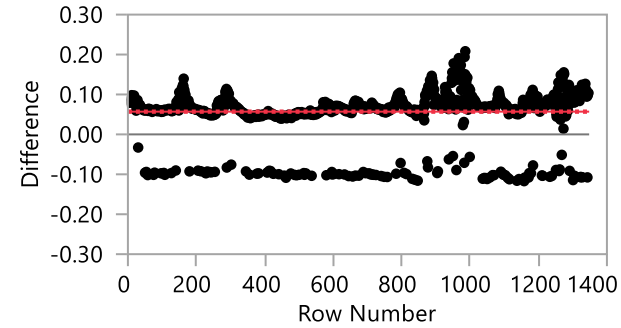
**Difference: TR1C Temp 2: temperature-TR1A Temp 1: temperature**



TR1C Temp 2: temperature	26.1758	t-Ratio	77.99645
TR1A Temp 1: temperature	26.0764	DF	1258
Mean Difference	0.0994	Prob >  t	<.0001*
Std Error	0.00127	Prob > t	<.0001*
Upper 95%	0.1019	Prob < t	1.0000
Lower 95%	0.0969		
N	1259		
Correlation	0.99934		

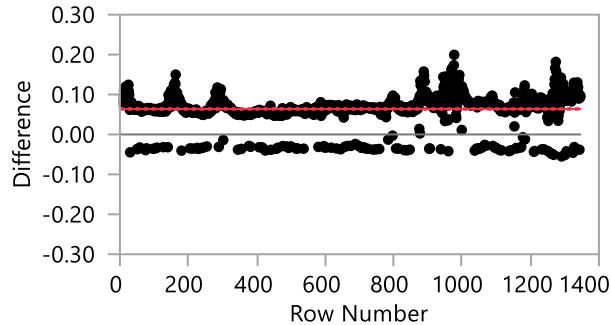
TR1C Temp 2: temperature	26.1758	t-Ratio	61.69222
TR1A Temp 2: temperature	26.1119	DF	1258
Mean Difference	0.06387	Prob >  t	<.0001*
Std Error	0.00104	Prob > t	<.0001*
Upper 95%	0.0659	Prob < t	1.0000
Lower 95%	0.06184		
N	1259		
Correlation	0.99958		

**Difference: TR1C Temp 2: temperature-TR1B Temp 1: temperature**

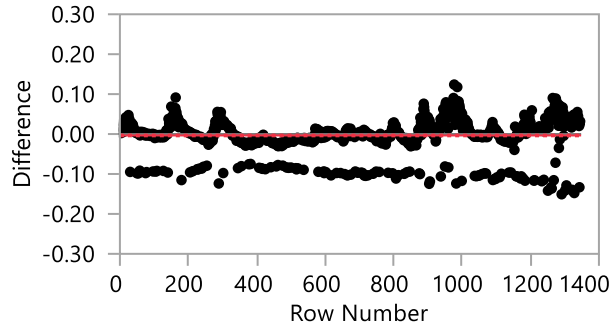


TR1C Temp 2: temperature	26.1758	t-Ratio	37.81284
TR1B Temp 1: temperature	26.1188	DF	1258
Mean Difference	0.05695	Prob >  t	<.0001*
Std Error	0.00151	Prob > t	<.0001*
Upper 95%	0.05991	Prob < t	1.0000
Lower 95%	0.054		
N	1259		
Correlation	0.9991		

**Difference: TR1C Temp 2: temperature-TR1A Temp 2: temperature**

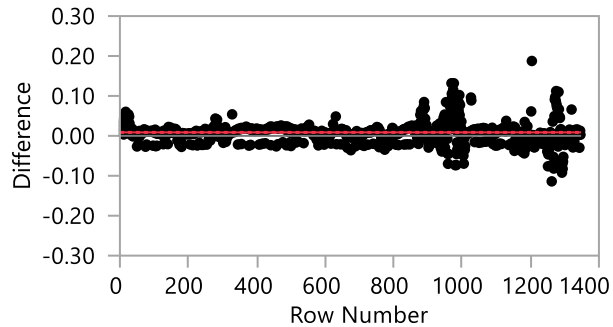


**Difference: TR1C Temp 2: temperature-TR1B Temp 2: temperature**



TR1C Temp 2: temperature	26.1758	t-Ratio	-3.23659
TR1B Temp 2: temperature	26.1793	DF	1258
Mean Difference	-0.0035	Prob >  t	0.0012*
Std Error	0.00109	Prob > t	0.9994
Upper 95%	-0.0014	Prob < t	0.0006*
Lower 95%	-0.0057		
N	1259		
Correlation	0.99957		

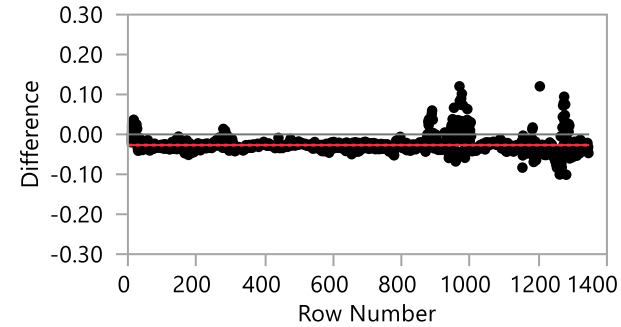
**Difference: TR2A Temp 1: temperature-TR1A Temp 1: temperature**



TR2A Temp 1: temperature	26.0851	t-Ratio	13.38448
--------------------------	---------	---------	----------

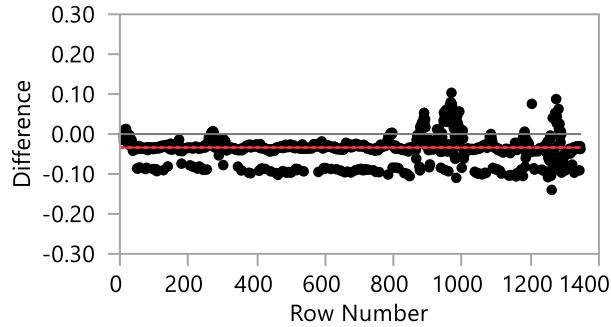
TR1A Temp 1: temperature	26.0764	DF	1258
Mean Difference	0.00869	Prob >  t	<.0001*
Std Error	0.00065	Prob > t	<.0001*
Upper 95%	0.00997	Prob < t	1.0000
Lower 95%	0.00742		
N	1259		
Correlation	0.99983		

**Difference: TR2A Temp 1: temperature-TR1A Temp 2: temperature**



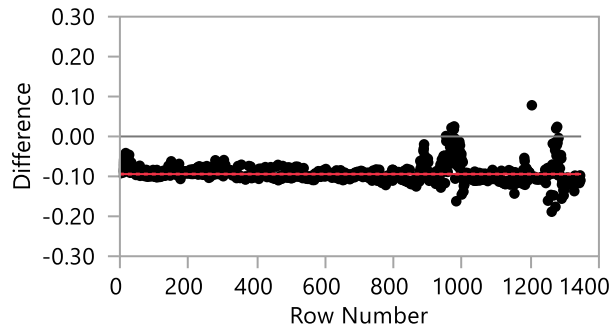
TR2A Temp 1: temperature	26.0851	t-Ratio	-47.0111
TR1A Temp 2: temperature	26.1119	DF	1258
Mean Difference	-0.0268	Prob >  t	<.0001*
Std Error	0.00057	Prob > t	1.0000
Upper 95%	-0.0257	Prob < t	<.0001*
Lower 95%	-0.028		
N	1259		
Correlation	0.99988		

**Difference: TR2A Temp 1: temperature-TR1B Temp 1: temperature**



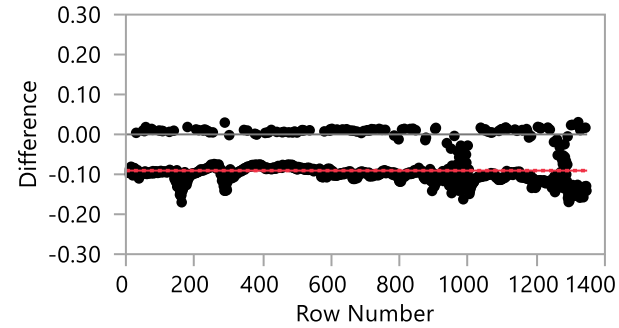
TR2A Temp 1: temperature	26.0851	t-Ratio	-45.3281
TR1B Temp 1: temperature	26.1188	DF	1258
Mean Difference	-0.0338	Prob >  t	<.0001*
Std Error	0.00074	Prob > t	1.0000
Upper 95%	-0.0323	Prob < t	<.0001*
Lower 95%	-0.0352		
N	1259		
Correlation	0.99979		

**Difference: TR2A Temp 1: temperature-TR1B Temp 2: temperature**



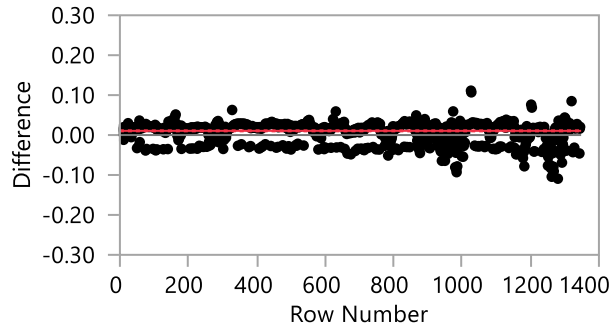
TR2A Temp 1: temperature	26.0851	t-Ratio	-162.423
TR1B Temp 2: temperature	26.1793	DF	1258
Mean Difference	-0.0942	Prob >  t	<.0001*
Std Error	0.00058	Prob > t	1.0000
Upper 95%	-0.0931	Prob < t	<.0001*
Lower 95%	-0.0954		
N	1259		
Correlation	0.9999		

**Difference: TR2A Temp 1: temperature-TR1C Temp 2: temperature**



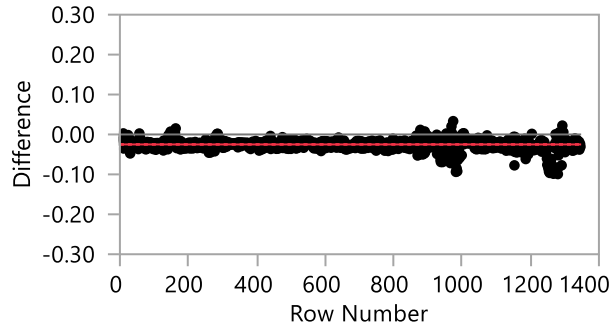
TR2A Temp 1: temperature	26.0851	t-Ratio	-91.5245
TR1C Temp 2: temperature	26.1758	DF	1258
Mean Difference	-0.0907	Prob >  t	<.0001*
Std Error	0.00099	Prob > t	1.0000
Upper 95%	-0.0888	Prob < t	<.0001*
Lower 95%	-0.0927		
N	1259		
Correlation	0.9996		

**Difference: TR2A Temp 2: temperature-TR1A Temp 1: temperature**



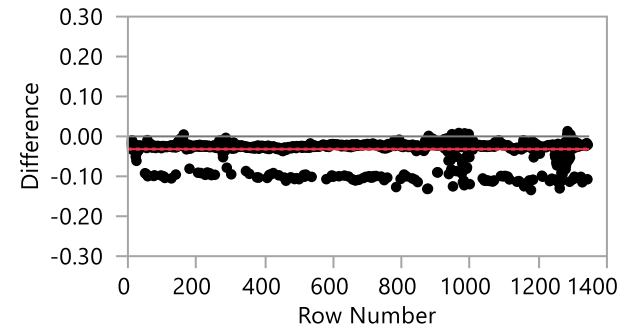
TR2A Temp 2: temperature	26.0869	t-Ratio	16.15627
TR1A Temp 1: temperature	26.0764	DF	1258
Mean Difference	0.01054	Prob >  t	<.0001*
Std Error	0.00065	Prob > t	<.0001*
Upper 95%	0.01182	Prob < t	1.0000
Lower 95%	0.00926		
N	1259		
Correlation	0.99983		

**Difference: TR2A Temp 2: temperature-TR1A Temp 2: temperature**



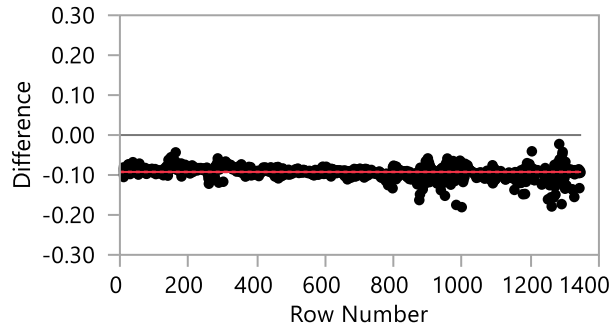
TR2A Temp 2: temperature	26.0869	t-Ratio	-66.1797
TR1A Temp 2: temperature	26.1119	DF	1258
Mean Difference	-0.025	Prob >  t	<.0001*
Std Error	0.00038	Prob > t	1.0000
Upper 95%	-0.0242	Prob < t	<.0001*
Lower 95%	-0.0257		
N	1259		
Correlation	0.99994		

**Difference: TR2A Temp 2: temperature-TR1B Temp 1: temperature**



TR2A Temp 2: temperature	26.0869	t-Ratio	-44.7421
TR1B Temp 1: temperature	26.1188	DF	1258
Mean Difference	-0.0319	Prob >  t	<.0001*
Std Error	0.00071	Prob > t	1.0000
Upper 95%	-0.0305	Prob < t	<.0001*
Lower 95%	-0.0333		
N	1259		
Correlation	0.99979		

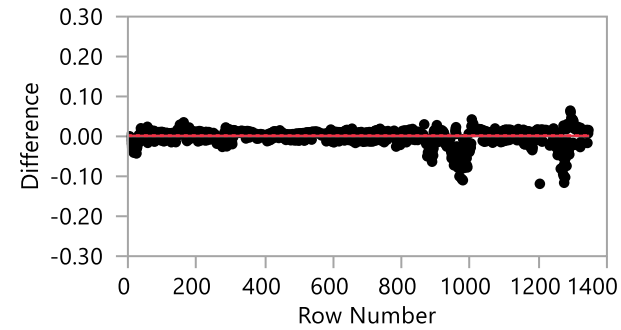
**Difference: TR2A Temp 2: temperature-TR1B Temp 2: temperature**



TR2A Temp 2: temperature	26.0869	t-Ratio	-234.714
TR1B Temp 2: temperature	26.1793	DF	1258
Mean Difference	-0.0924	Prob >  t	<.0001*
Std Error	0.00039	Prob > t	1.0000
Upper 95%	-0.0916	Prob < t	<.0001*
Lower 95%	-0.0932		
N	1259		
Correlation	0.99994		

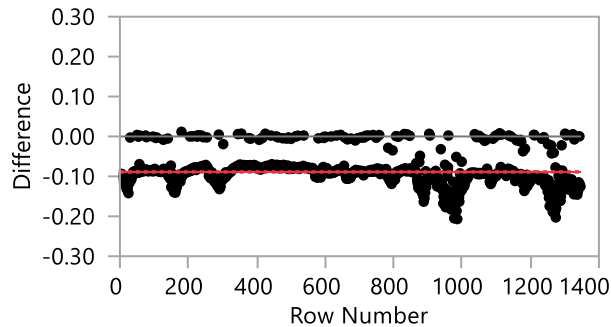
TR2A Temp 2: temperature	26.0869	t-Ratio	-93.6597
TR1C Temp 2: temperature	26.1758	DF	1258
Mean Difference	-0.0889	Prob >  t	<.0001*
Std Error	0.00095	Prob > t	1.0000
Upper 95%	-0.087	Prob < t	<.0001*
Lower 95%	-0.0907		
N	1259		
Correlation	0.99965		

**Difference: TR2A Temp 2: temperature-TR2A Temp 1: temperature**



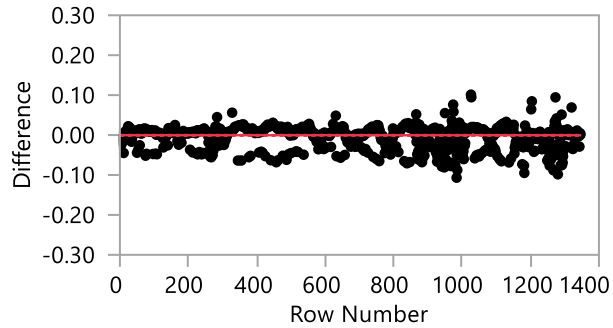
TR2A Temp 2: temperature	26.0869	t-Ratio	3.378152
TR2A Temp 1: temperature	26.0851	DF	1258
Mean Difference	0.00185	Prob >  t	0.0008*
Std Error	0.00055	Prob > t	0.0004*
Upper 95%	0.00292	Prob < t	0.9996
Lower 95%	0.00077		
N	1259		
Correlation	0.99989		

**Difference: TR2A Temp 2: temperature-TR1C Temp 2: temperature**



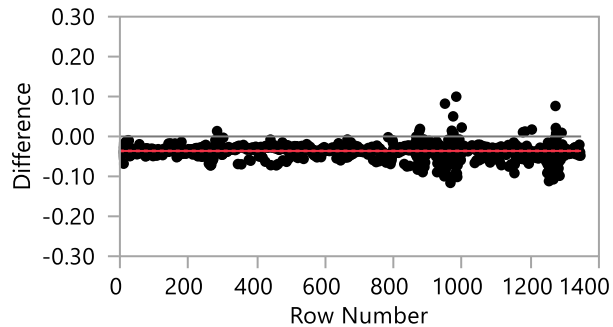


**Difference: TR2B Temp 1: temperature-TR1A Temp 1: temperature**



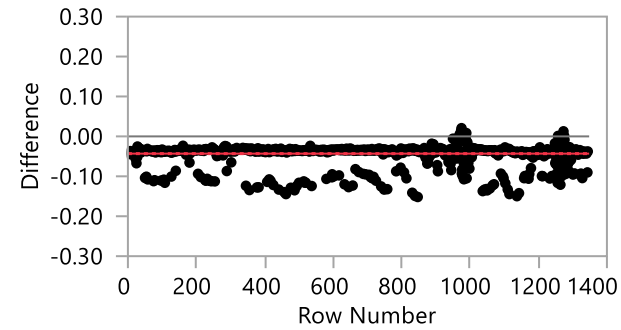
TR2B Temp 1: temperature	26.0756	t-Ratio	-1.06319
TR1A Temp 1: temperature	26.0764	DF	1258
Mean Difference	-0.0007	Prob >  t	0.2879
Std Error	0.0007	Prob > t	0.8561
Upper 95%	0.00063	Prob < t	0.1439
Lower 95%	-0.0021		
N	1259		
Correlation	0.9998		

**Difference: TR2B Temp 1: temperature-TR1A Temp 2: temperature**



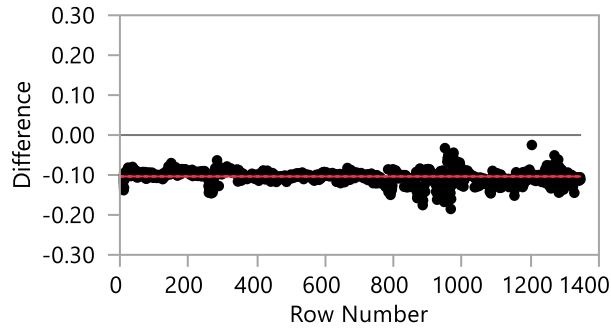
TR2B Temp 1: temperature	26.0756	t-Ratio	-76.9088
TR1A Temp 2: temperature	26.1119	DF	1258
Mean Difference	-0.0363	Prob >  t	<.0001*
Std Error	0.00047	Prob > t	1.0000
Upper 95%	-0.0354	Prob < t	<.0001*
Lower 95%	-0.0372		
N	1259		
Correlation	0.99991		

**Difference: TR2B Temp 1: temperature-TR1B Temp 1: temperature**



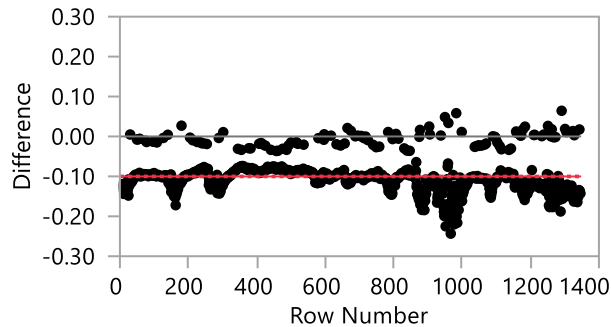
TR2B Temp 1: temperature	26.0756	t-Ratio	-66.9538
TR1B Temp 1: temperature	26.1188	DF	1258
Mean Difference	-0.0432	Prob >  t	<.0001*
Std Error	0.00065	Prob > t	1.0000
Upper 95%	-0.0419	Prob < t	<.0001*
Lower 95%	-0.0445		
N	1259		
Correlation	0.99983		

**Difference: TR2B Temp 1: temperature-TR1B Temp 2: temperature**



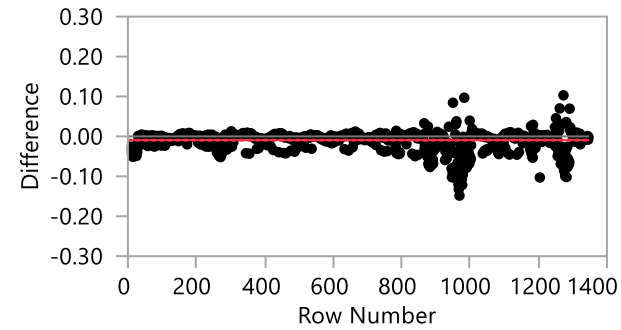
TR2B Temp 1: temperature	26.0756	t-Ratio	-242.087
TR1B Temp 2: temperature	26.1793	DF	1258
Mean Difference	-0.1037	Prob >  t	<.0001*
Std Error	0.00043	Prob > t	1.0000
Upper 95%	-0.1028	Prob < t	<.0001*
Lower 95%	-0.1045		
N	1259		
Correlation	0.99993		

**Difference: TR2B Temp 1: temperature-TR1C Temp 2: temperature**



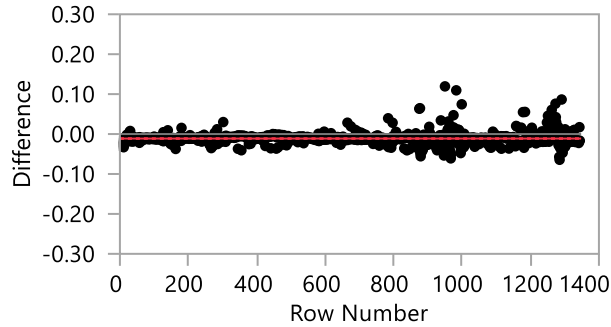
TR2B Temp 1: temperature	26.0756	t-Ratio	-91.9877
TR1C Temp 2: temperature	26.1758	DF	1258
Mean Difference	-0.1002	Prob >  t	<.0001*
Std Error	0.00109	Prob > t	1.0000
Upper 95%	-0.098	Prob < t	<.0001*
Lower 95%	-0.1023		
N	1259		
Correlation	0.99953		

**Difference: TR2B Temp 1: temperature-TR2A Temp 1: temperature**



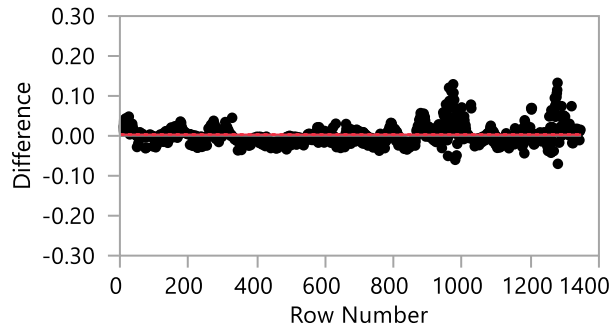
TR2B Temp 1: temperature	26.0756	t-Ratio	-15.1325
TR2A Temp 1: temperature	26.0851	DF	1258
Mean Difference	-0.0094	Prob >  t	<.0001*
Std Error	0.00062	Prob > t	1.0000
Upper 95%	-0.0082	Prob < t	<.0001*
Lower 95%	-0.0107		
N	1259		
Correlation	0.99985		

**Difference: TR2B Temp 1: temperature-TR2A Temp 2: temperature**



TR2B Temp 1: temperature	26.0756	t-Ratio	-29.3004
TR2A Temp 2: temperature	26.0869	DF	1258
Mean Difference	-0.0113	Prob >  t	<.0001*
Std Error	0.00039	Prob > t	1.0000
Upper 95%	-0.0105	Prob < t	<.0001*
Lower 95%	-0.012		
N	1259		
Correlation	0.99994		

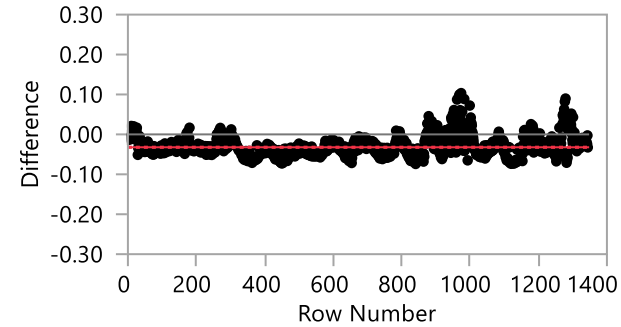
**Difference: TR2C Temp 1: temperature-TR1A Temp 1: temperature**



TR2C Temp 1: temperature	26.0796	t-Ratio	5.394921
--------------------------	---------	---------	----------

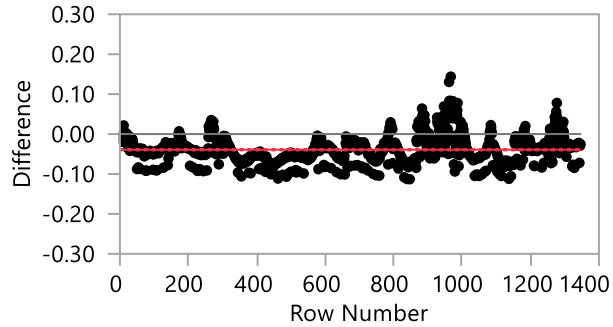
TR1A Temp 1: temperature	26.0764	DF	1258
Mean Difference	0.00325	Prob >  t	<.0001*
Std Error	0.0006	Prob > t	<.0001*
Upper 95%	0.00443	Prob < t	1.0000
Lower 95%	0.00207		
N	1259		
Correlation	0.99988		

**Difference: TR2C Temp 1: temperature-TR1A Temp 2: temperature**



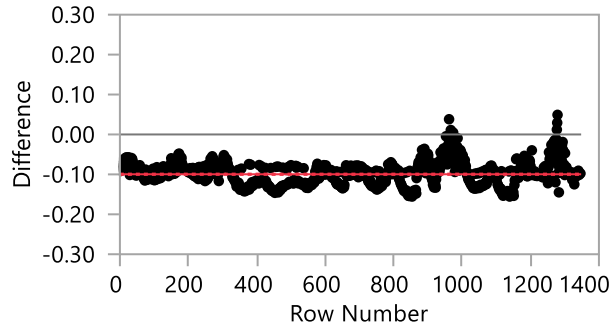
TR2C Temp 1: temperature	26.0796	t-Ratio	-42.9785
TR1A Temp 2: temperature	26.1119	DF	1258
Mean Difference	-0.0323	Prob >  t	<.0001*
Std Error	0.00075	Prob > t	1.0000
Upper 95%	-0.0308	Prob < t	<.0001*
Lower 95%	-0.0338		
N	1259		
Correlation	0.99982		

**Difference: TR2C Temp 1: temperature-TR1B Temp 1: temperature**



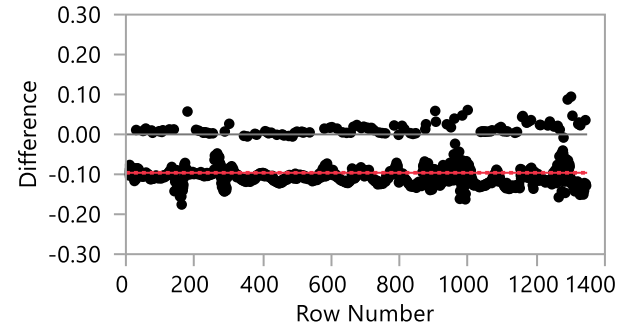
TR2C Temp 1: temperature	26.0796	t-Ratio	-43.2381
TR1B Temp 1: temperature	26.1188	DF	1258
Mean Difference	-0.0392	Prob >  t	<.0001*
Std Error	0.00091	Prob > t	1.0000
Upper 95%	-0.0374	Prob < t	<.0001*
Lower 95%	-0.041		
N	1259		
Correlation	0.99972		

**Difference: TR2C Temp 1: temperature-TR1B Temp 2: temperature**



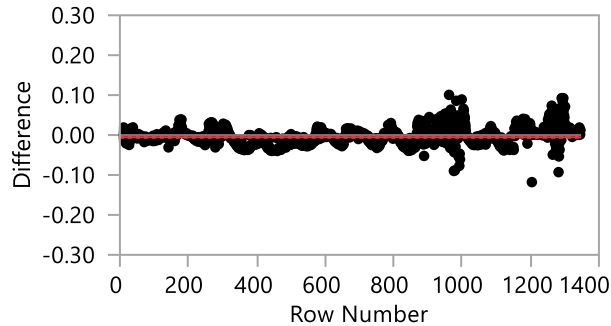
TR2C Temp 1: temperature	26.0796	t-Ratio	-123.164
TR1B Temp 2: temperature	26.1793	DF	1258
Mean Difference	-0.0997	Prob >  t	<.0001*
Std Error	0.00081	Prob > t	1.0000
Upper 95%	-0.0981	Prob < t	<.0001*
Lower 95%	-0.1013		
N	1259		
Correlation	0.99983		

**Difference: TR2C Temp 1: temperature-TR1C Temp 2: temperature**



TR2C Temp 1: temperature	26.0796	t-Ratio	-86.7698
TR1C Temp 2: temperature	26.1758	DF	1258
Mean Difference	-0.0962	Prob >  t	<.0001*
Std Error	0.00111	Prob > t	1.0000
Upper 95%	-0.094	Prob < t	<.0001*
Lower 95%	-0.0983		
N	1259		
Correlation	0.99949		

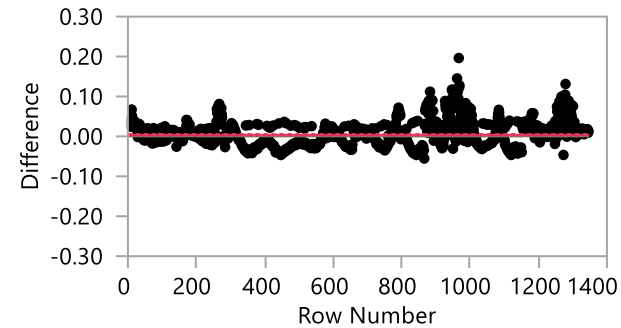
**Difference: TR2C Temp 1: temperature-TR2A Temp 1: temperature**



TR2C Temp 1: temperature	26.0796	t-Ratio	-8.74905
TR2A Temp 2: temperature	26.0869	DF	1258
Mean Difference	-0.0073	Prob >  t	<.0001*
Std Error	0.00083	Prob > t	1.0000
Upper 95%	-0.0057	Prob < t	<.0001*
Lower 95%	-0.0089		
N	1259		
Correlation	0.99976		

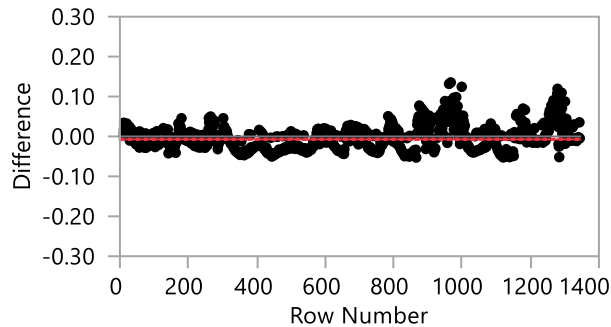
TR2C Temp 1: temperature	26.0796	t-Ratio	-8.79942
TR2A Temp 1: temperature	26.0851	DF	1258
Mean Difference	-0.0054	Prob >  t	<.0001*
Std Error	0.00062	Prob > t	1.0000
Upper 95%	-0.0042	Prob < t	<.0001*
Lower 95%	-0.0067		
N	1259		
Correlation	0.99985		

**Difference: TR2C Temp 1: temperature-TR2B Temp 1: temperature**

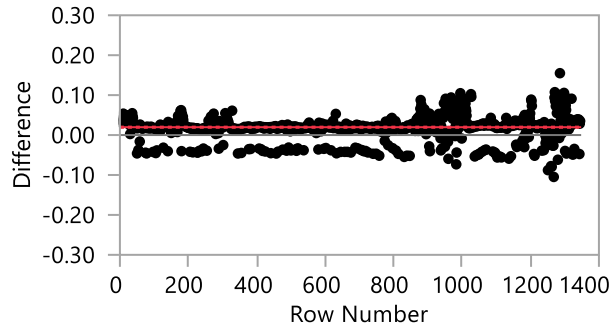


TR2C Temp 1: temperature	26.0796	t-Ratio	4.509705
TR2B Temp 1: temperature	26.0756	DF	1258
Mean Difference	0.004	Prob >  t	<.0001*
Std Error	0.00089	Prob > t	<.0001*
Upper 95%	0.00574	Prob < t	1.0000
Lower 95%	0.00226		
N	1259		
Correlation	0.99972		

**Difference: TR2C Temp 1: temperature-TR2A Temp 2: temperature**

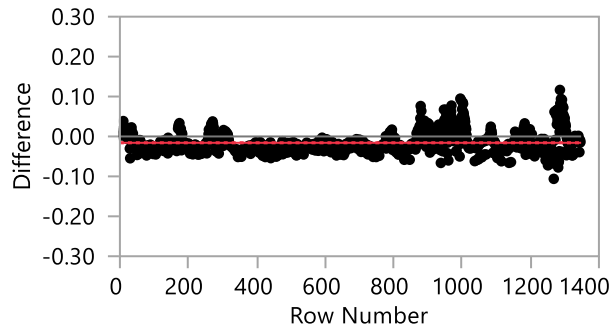


**Difference: TR2C Temp 2: temperature-TR1A Temp 1: temperature**



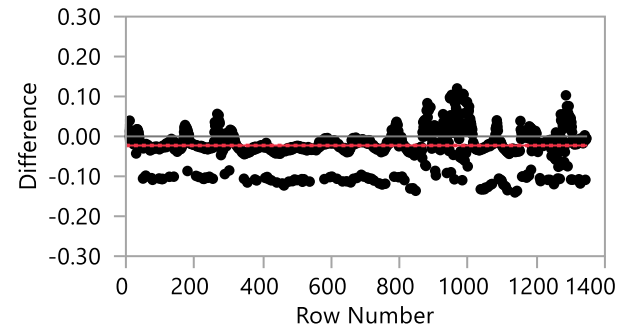
TR2C Temp 2: temperature	26.096	t-Ratio	26.99354
TR1A Temp 1: temperature	26.0764	DF	1258
Mean Difference	0.01966	Prob >  t	<.0001*
Std Error	0.00073	Prob > t	<.0001*
Upper 95%	0.02109	Prob < t	1.0000
Lower 95%	0.01823		
N	1259		
Correlation	0.99979		

**Difference: TR2C Temp 2: temperature-TR1A Temp 2: temperature**



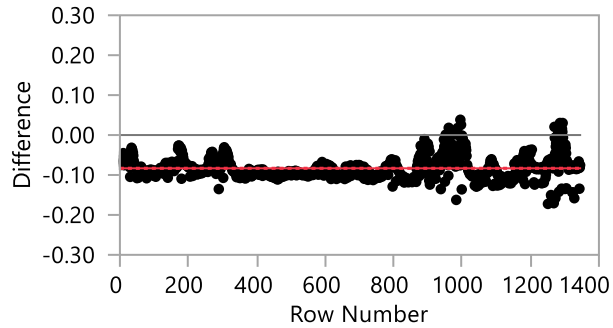
TR2C Temp 2: temperature	26.096	t-Ratio	-23.1141
TR1A Temp 2: temperature	26.1119	DF	1258
Mean Difference	-0.0159	Prob >  t	<.0001*
Std Error	0.00069	Prob > t	1.0000
Upper 95%	-0.0145	Prob < t	<.0001*
Lower 95%	-0.0172		
N	1259		
Correlation	0.99983		

**Difference: TR2C Temp 2: temperature-TR1B Temp 1: temperature**



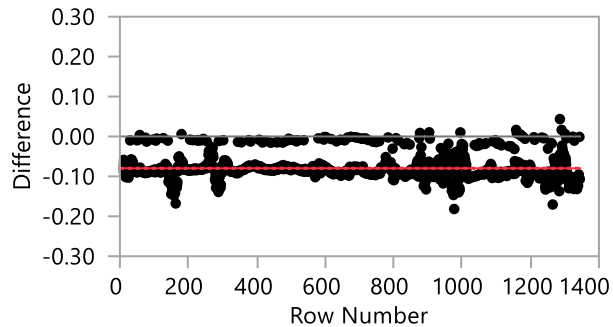
TR2C Temp 2: temperature	26.096	t-Ratio	-21.9555
TR1B Temp 1: temperature	26.1188	DF	1258
Mean Difference	-0.0228	Prob >  t	<.0001*
Std Error	0.00104	Prob > t	1.0000
Upper 95%	-0.0208	Prob < t	<.0001*
Lower 95%	-0.0248		
N	1259		
Correlation	0.99959		

**Difference: TR2C Temp 2: temperature-TR1B Temp 2: temperature**



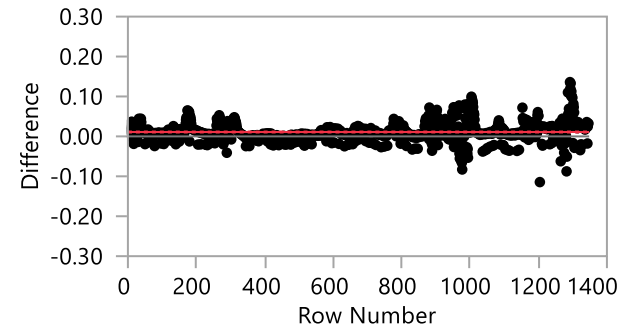
TR2C Temp 2: temperature	26.096	t-Ratio	-115.101
TR1B Temp 2: temperature	26.1793	DF	1258
Mean Difference	-0.0833	Prob >  t	<.0001*
Std Error	0.00072	Prob > t	1.0000
Upper 95%	-0.0819	Prob < t	<.0001*
Lower 95%	-0.0847		
N	1259		
Correlation	0.99985		

**Difference: TR2C Temp 2: temperature-TR1C Temp 2: temperature**



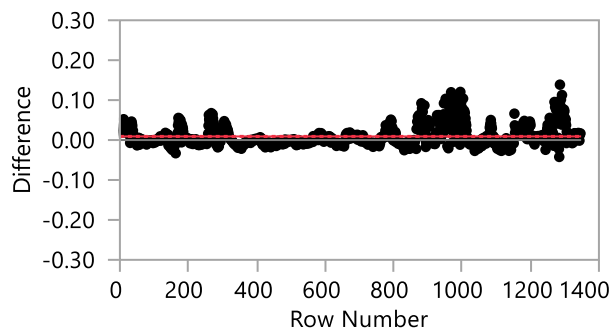
TR2C Temp 2: temperature	26.096	t-Ratio	-100.021
TR1C Temp 2: temperature	26.1758	DF	1258
Mean Difference	-0.0797	Prob >  t	<.0001*
Std Error	0.0008	Prob > t	1.0000
Upper 95%	-0.0782	Prob < t	<.0001*
Lower 95%	-0.0813		
N	1259		
Correlation	0.99974		

**Difference: TR2C Temp 2: temperature-TR2A Temp 1: temperature**



TR2C Temp 2: temperature	26.096	t-Ratio	17.62728
TR2A Temp 1: temperature	26.0851	DF	1258
Mean Difference	0.01097	Prob >  t	<.0001*
Std Error	0.00062	Prob > t	<.0001*
Upper 95%	0.01219	Prob < t	1.0000
Lower 95%	0.00975		
N	1259		
Correlation	0.99984		

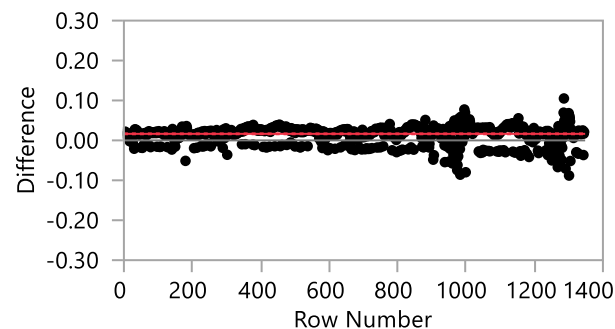
**Difference: TR2C Temp 2: temperature-TR2A Temp 2: temperature**



TR2C Temp 2: temperature	26.096	t-Ratio	13.55098
TR2A Temp 2: temperature	26.0869	DF	1258
Mean Difference	0.00912	Prob >  t	<.0001*
Std Error	0.00067	Prob > t	<.0001*
Upper 95%	0.01044	Prob < t	1.0000
Lower 95%	0.0078		
N	1259		
Correlation	0.99984		

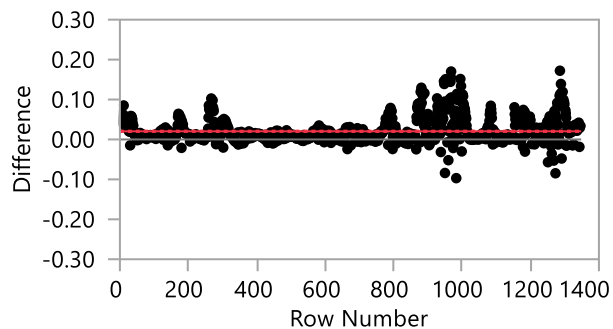
TR2C Temp 2: temperature	26.096	t-Ratio	24.71666
TR2B Temp 1: temperature	26.0756	DF	1258
Mean Difference	0.02041	Prob >  t	<.0001*
Std Error	0.00083	Prob > t	<.0001*
Upper 95%	0.02203	Prob < t	1.0000
Lower 95%	0.01879		
N	1259		
Correlation	0.99974		

**Difference: TR2C Temp 2: temperature-TR2C Temp 1: temperature**



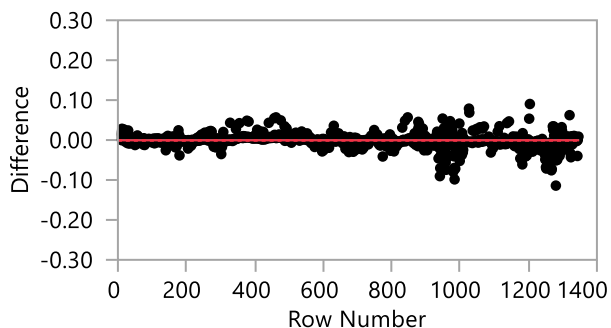
TR2C Temp 2: temperature	26.096	t-Ratio	29.89491
TR2C Temp 1: temperature	26.0796	DF	1258
Mean Difference	0.01641	Prob >  t	<.0001*
Std Error	0.00055	Prob > t	<.0001*
Upper 95%	0.01749	Prob < t	1.0000
Lower 95%	0.01533		
N	1259		
Correlation	0.99988		

**Difference: TR2C Temp 2: temperature-TR2B Temp 1: temperature**





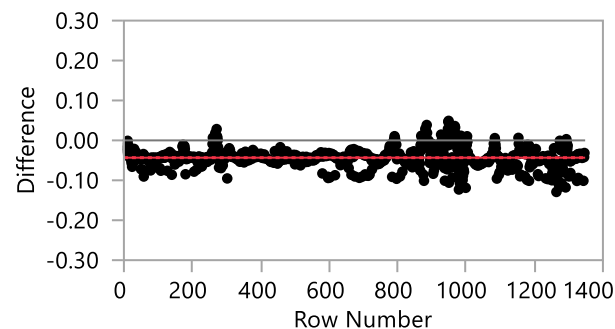
**Difference: TR3A Temp 1: temperature-TR1A Temp 1: temperature**



TR3A Temp 1: temperature	26.0755	t-Ratio	-1.86868
TR1A Temp 1: temperature	26.0764	DF	1258
Mean Difference	-0.0009	Prob >  t	0.0619
Std Error	0.00046	Prob > t	0.9691
Upper 95%	4.32e-5	Prob < t	0.0309*
Lower 95%	-0.0018		
N	1259		
Correlation	0.99991		

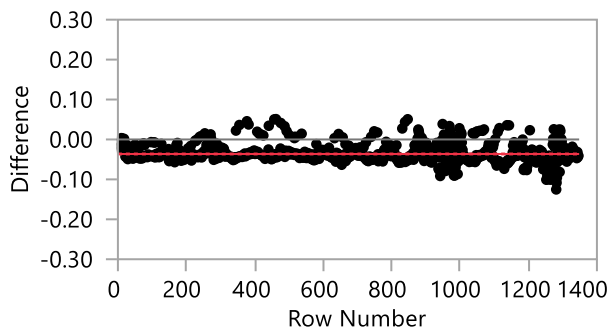
TR3A Temp 1: temperature	26.0755	t-Ratio	-63.4646
TR1A Temp 2: temperature	26.1119	DF	1258
Mean Difference	-0.0364	Prob >  t	<.0001*
Std Error	0.00057	Prob > t	1.0000
Upper 95%	-0.0353	Prob < t	<.0001*
Lower 95%	-0.0375		
N	1259		
Correlation	0.99987		

**Difference: TR3A Temp 1: temperature-TR1B Temp 1: temperature**

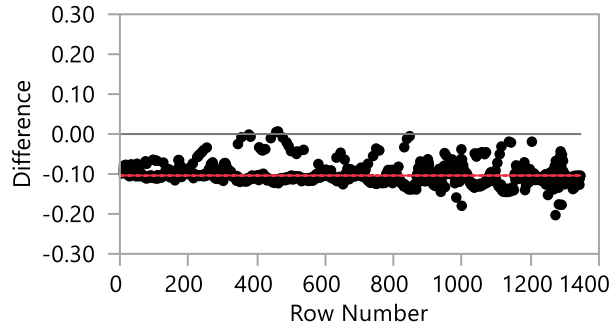


TR3A Temp 1: temperature	26.0755	t-Ratio	-71.8654
TR1B Temp 1: temperature	26.1188	DF	1258
Mean Difference	-0.0433	Prob >  t	<.0001*
Std Error	0.0006	Prob > t	1.0000
Upper 95%	-0.0421	Prob < t	<.0001*
Lower 95%	-0.0445		
N	1259		
Correlation	0.99985		

**Difference: TR3A Temp 1: temperature-TR1A Temp 2: temperature**

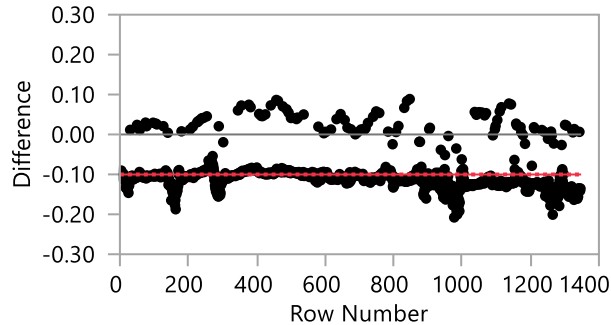


**Difference: TR3A Temp 1: temperature-TR1B Temp 2: temperature**



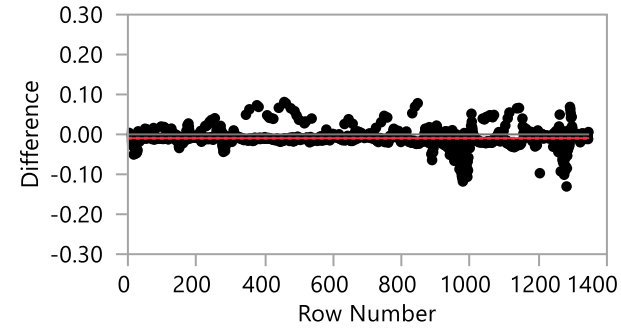
TR3A Temp 1: temperature	26.0755	t-Ratio	-175.28
TR1B Temp 2: temperature	26.1793	DF	1258
Mean Difference	-0.1038	Prob >  t	<.0001*
Std Error	0.00059	Prob > t	1.0000
Upper 95%	-0.1026	Prob < t	<.0001*
Lower 95%	-0.105		
N	1259		
Correlation	0.99987		

**Difference: TR3A Temp 1: temperature-TR1C Temp 2: temperature**



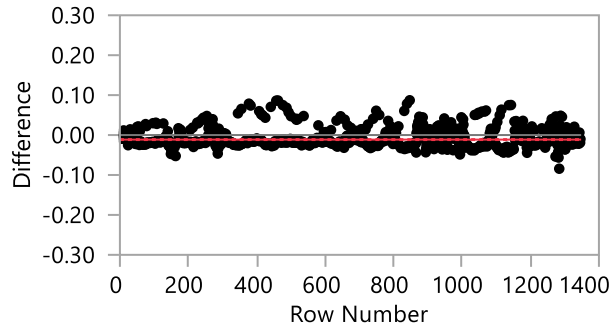
TR3A Temp 1: temperature	26.0755	t-Ratio	-79.3462
TR1C Temp 2: temperature	26.1758	DF	1258
Mean Difference	-0.1003	Prob >  t	<.0001*
Std Error	0.00126	Prob > t	1.0000
Upper 95%	-0.0978	Prob < t	<.0001*
Lower 95%	-0.1027		
N	1259		
Correlation	0.99936		

**Difference: TR3A Temp 1: temperature-TR2A Temp 1: temperature**



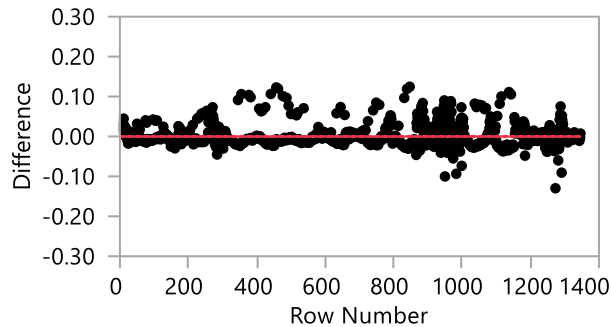
TR3A Temp 1: temperature	26.0755	t-Ratio	-17.0231
TR2A Temp 1: temperature	26.0851	DF	1258
Mean Difference	-0.0096	Prob >  t	<.0001*
Std Error	0.00056	Prob > t	1.0000
Upper 95%	-0.0085	Prob < t	<.0001*
Lower 95%	-0.0107		
N	1259		
Correlation	0.99988		

**Difference: TR3A Temp 1: temperature-TR2A Temp 2: temperature**



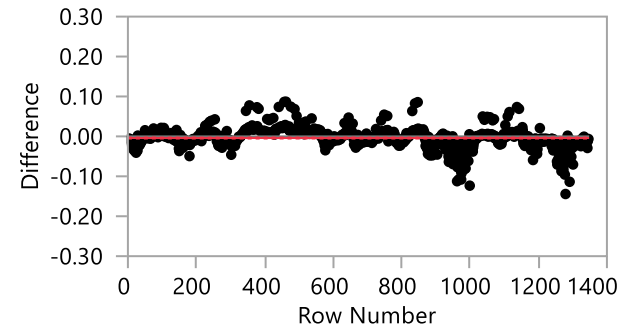
TR3A Temp 1: temperature	26.0755	t-Ratio	-19.3803
TR2A Temp 2: temperature	26.0869	DF	1258
Mean Difference	-0.0114	Prob >  t	<.0001*
Std Error	0.00059	Prob > t	1.0000
Upper 95%	-0.0103	Prob < t	<.0001*
Lower 95%	-0.0126		
N	1259		
Correlation	0.99986		

**Difference: TR3A Temp 1: temperature-TR2B Temp 1: temperature**



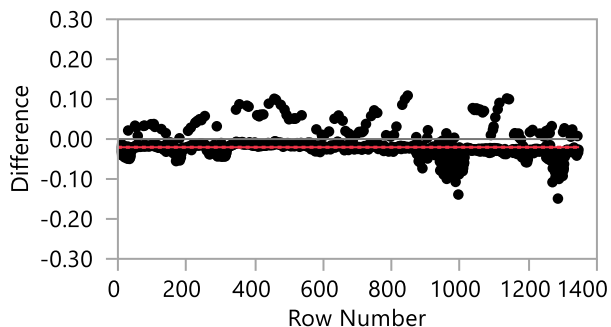
TR3A Temp 1: temperature	26.0755	t-Ratio	-0.16009
TR2B Temp 1: temperature	26.0756	DF	1258
Mean Difference	-0.0001	Prob >  t	0.8728
Std Error	0.00074	Prob > t	0.5636
Upper 95%	0.00133	Prob < t	0.4364
Lower 95%	-0.0016		
N	1259		
Correlation	0.99978		

**Difference: TR3A Temp 1: temperature-TR2C Temp 1: temperature**



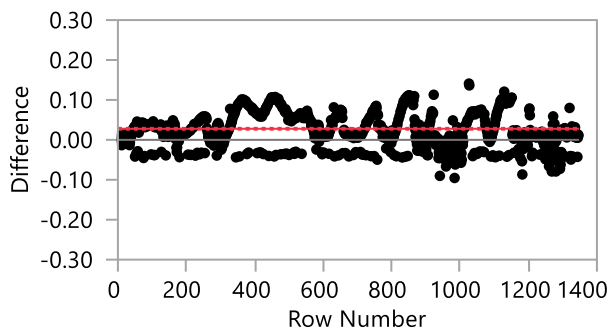
TR3A Temp 1: temperature	26.0755	t-Ratio	-6.33152
TR2C Temp 1: temperature	26.0796	DF	1258
Mean Difference	-0.0041	Prob >  t	<.0001*
Std Error	0.00065	Prob > t	1.0000
Upper 95%	-0.0028	Prob < t	<.0001*
Lower 95%	-0.0054		
N	1259		
Correlation	0.99986		

**Difference: TR3A Temp 1: temperature-TR2C Temp 2: temperature**



TR3A Temp 1: temperature	26.0755	t-Ratio	-28.89
TR2C Temp 2: temperature	26.096	DF	1258
Mean Difference	-0.0205	Prob >  t	<.0001*
Std Error	0.00071	Prob > t	1.0000
Upper 95%	-0.0191	Prob < t	<.0001*
Lower 95%	-0.0219		
N	1259		
Correlation	0.99981		

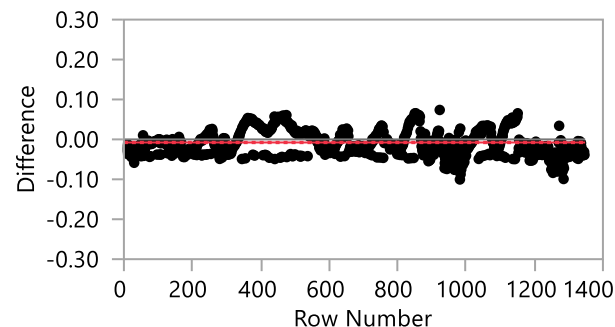
**Difference: TR3A Temp 2: temperature-TR1A Temp 1: temperature**



TR3A Temp 2: temperature	26.1042	t-Ratio	23.98375
--------------------------	---------	---------	----------

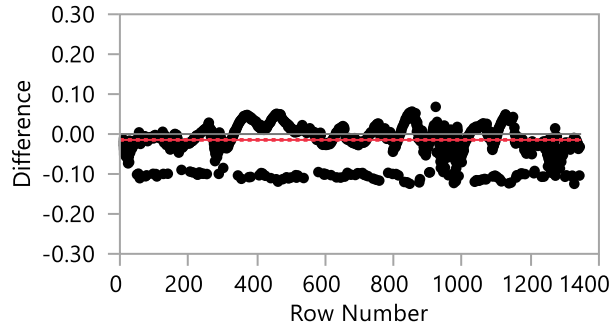
TR1A Temp 1: temperature	26.0764	DF	1258
Mean Difference	0.02779	Prob >  t	<.0001*
Std Error	0.00116	Prob > t	<.0001*
Upper 95%	0.03006	Prob < t	1.0000
Lower 95%	0.02552		
N	1259		
Correlation	0.99955		

**Difference: TR3A Temp 2: temperature-TR1A Temp 2: temperature**



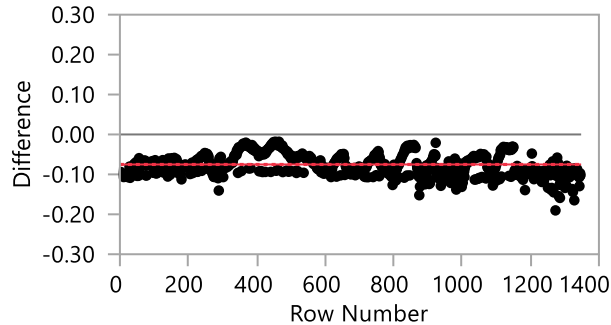
TR3A Temp 2: temperature	26.1042	t-Ratio	-8.95651
TR1A Temp 2: temperature	26.1119	DF	1258
Mean Difference	-0.0077	Prob >  t	<.0001*
Std Error	0.00086	Prob > t	1.0000
Upper 95%	-0.006	Prob < t	<.0001*
Lower 95%	-0.0094		
N	1259		
Correlation	0.99976		

**Difference: TR3A Temp 2: temperature-TR1B Temp 1: temperature**



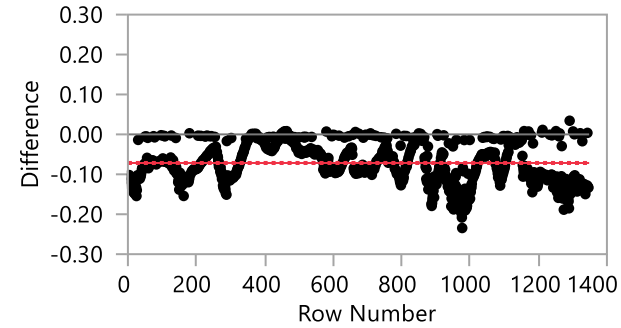
TR3A Temp 2: temperature	26.1042	t-Ratio	-13.3842
TR1B Temp 1: temperature	26.1188	DF	1258
Mean Difference	-0.0147	Prob >  t	<.0001*
Std Error	0.0011	Prob > t	1.0000
Upper 95%	-0.0125	Prob < t	<.0001*
Lower 95%	-0.0168		
N	1259		
Correlation	0.99956		

**Difference: TR3A Temp 2: temperature-TR1B Temp 2: temperature**



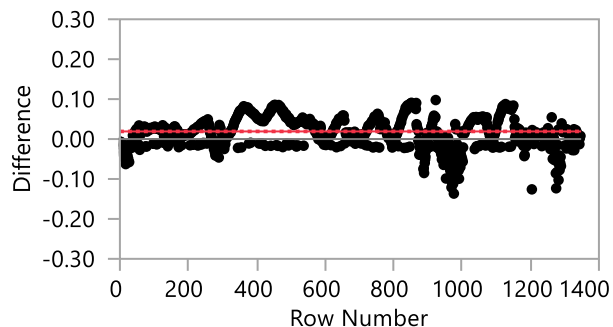
TR3A Temp 2: temperature	26.1042	t-Ratio	-102.936
TR1B Temp 2: temperature	26.1793	DF	1258
Mean Difference	-0.0751	Prob >  t	<.0001*
Std Error	0.00073	Prob > t	1.0000
Upper 95%	-0.0737	Prob < t	<.0001*
Lower 95%	-0.0766		
N	1259		
Correlation	0.99981		

**Difference: TR3A Temp 2: temperature-TR1C Temp 2: temperature**



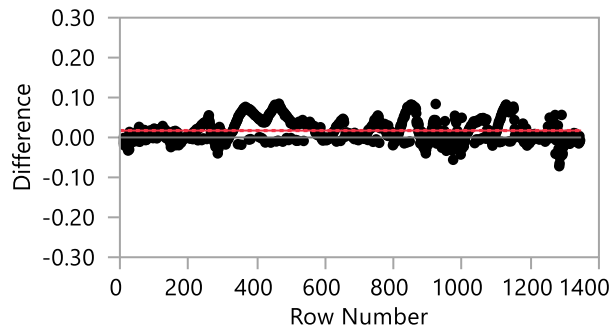
TR3A Temp 2: temperature	26.1042	t-Ratio	-54.6345
TR1C Temp 2: temperature	26.1758	DF	1258
Mean Difference	-0.0716	Prob >  t	<.0001*
Std Error	0.00131	Prob > t	1.0000
Upper 95%	-0.069	Prob < t	<.0001*
Lower 95%	-0.0742		
N	1259		
Correlation	0.99947		

**Difference: TR3A Temp 2: temperature-TR2A Temp 1: temperature**



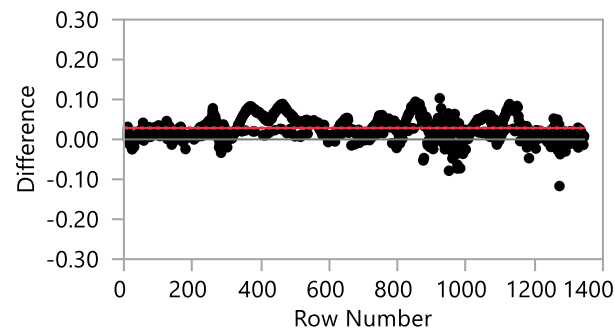
TR3A Temp 2: temperature	26.1042	t-Ratio	18.29883
TR2A Temp 1: temperature	26.0851	DF	1258
Mean Difference	0.0191	Prob >  t	<.0001*
Std Error	0.00104	Prob > t	<.0001*
Upper 95%	0.02114	Prob < t	1.0000
Lower 95%	0.01705		
N	1259		
Correlation	0.99968		

**Difference: TR3A Temp 2: temperature-TR2A Temp 2: temperature**



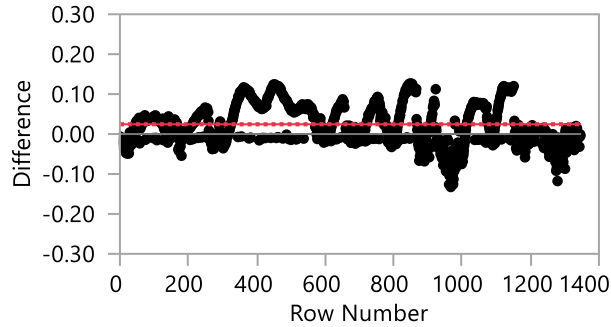
TR3A Temp 2: temperature	26.1042	t-Ratio	22.22024
TR2A Temp 2: temperature	26.0869	DF	1258
Mean Difference	0.01725	Prob >  t	<.0001*
Std Error	0.00078	Prob > t	<.0001*
Upper 95%	0.01877	Prob < t	1.0000
Lower 95%	0.01573		
N	1259		
Correlation	0.99982		

**Difference: TR3A Temp 2: temperature-TR2B Temp 1: temperature**



TR3A Temp 2: temperature	26.1042	t-Ratio	36.84312
TR2B Temp 1: temperature	26.0756	DF	1258
Mean Difference	0.02854	Prob >  t	<.0001*
Std Error	0.00077	Prob > t	<.0001*
Upper 95%	0.03006	Prob < t	1.0000
Lower 95%	0.02702		
N	1259		
Correlation	0.99982		

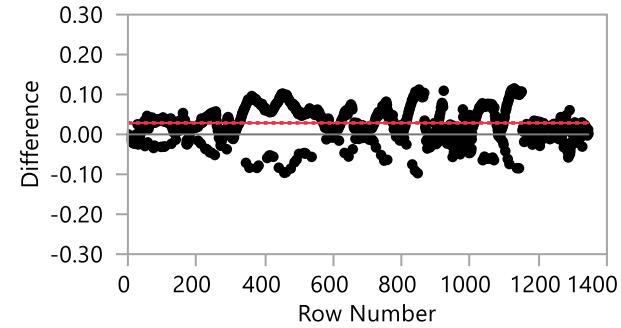
**Difference: TR3A Temp 2: temperature-TR2C Temp 1: temperature**



TR3A Temp 2: temperature	26.1042	t-Ratio	17.32889
TR2C Temp 1: temperature	26.0796	DF	1258
Mean Difference	0.02454	Prob >  t	<.0001*
Std Error	0.00142	Prob > t	<.0001*
Upper 95%	0.02732	Prob < t	1.0000
Lower 95%	0.02176		
N	1259		
Correlation	0.9994		

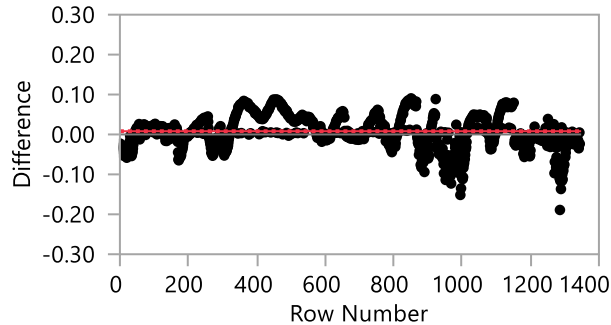
TR3A Temp 2: temperature	26.1042	t-Ratio	6.823347
TR2C Temp 2: temperature	26.096	DF	1258
Mean Difference	0.00813	Prob >  t	<.0001*
Std Error	0.00119	Prob > t	<.0001*
Upper 95%	0.01047	Prob < t	1.0000
Lower 95%	0.00579		
N	1259		
Correlation	0.9996		

**Difference: TR3A Temp 2: temperature-TR3A Temp 1: temperature**

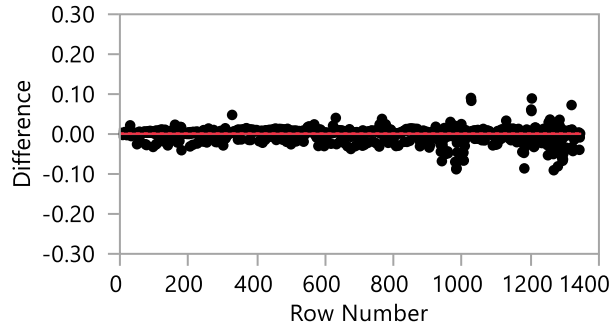


TR3A Temp 2: temperature	26.1042	t-Ratio	25.79917
TR3A Temp 1: temperature	26.0755	DF	1258
Mean Difference	0.02866	Prob >  t	<.0001*
Std Error	0.00111	Prob > t	<.0001*
Upper 95%	0.03083	Prob < t	1.0000
Lower 95%	0.02648		
N	1259		
Correlation	0.99958		

**Difference: TR3A Temp 2: temperature-TR2C Temp 2: temperature**

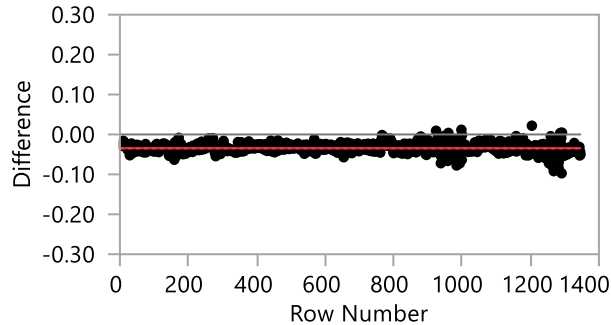


**Difference: TR3B Temp 1: temperature-TR1A Temp 1: temperature**



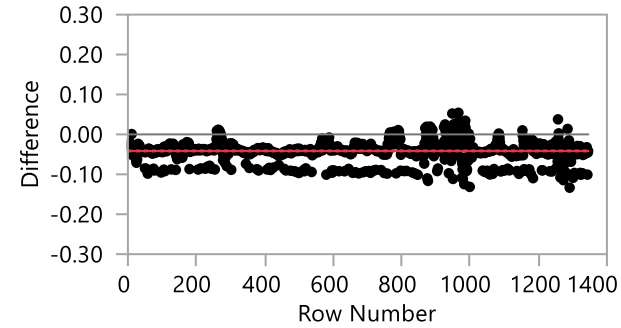
TR3B Temp 1: temperature	26.0774	t-Ratio	2.368241
TR1A Temp 1: temperature	26.0764	DF	1258
Mean Difference	0.00101	Prob >  t	0.0180*
Std Error	0.00043	Prob > t	0.0090*
Upper 95%	0.00185	Prob < t	0.9910
Lower 95%	0.00017		
N	1259		
Correlation	0.99993		

**Difference: TR3B Temp 1: temperature-TR1A Temp 2: temperature**



TR3B Temp 1: temperature	26.0774	t-Ratio	-111.939
TR1A Temp 2: temperature	26.1119	DF	1258
Mean Difference	-0.0345	Prob >  t	<.0001*
Std Error	0.00031	Prob > t	1.0000
Upper 95%	-0.0339	Prob < t	<.0001*
Lower 95%	-0.0351		
N	1259		
Correlation	0.99996		

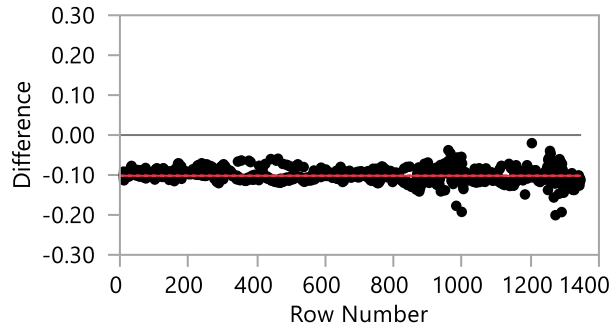
**Difference: TR3B Temp 1: temperature-TR1B Temp 1: temperature**



TR3B Temp 1: temperature	26.0774	t-Ratio	-65.4625
TR1B Temp 1: temperature	26.1188	DF	1258
Mean Difference	-0.0414	Prob >  t	<.0001*
Std Error	0.00063	Prob > t	1.0000
Upper 95%	-0.0402	Prob < t	<.0001*
Lower 95%	-0.0427		
N	1259		
Correlation	0.99984		



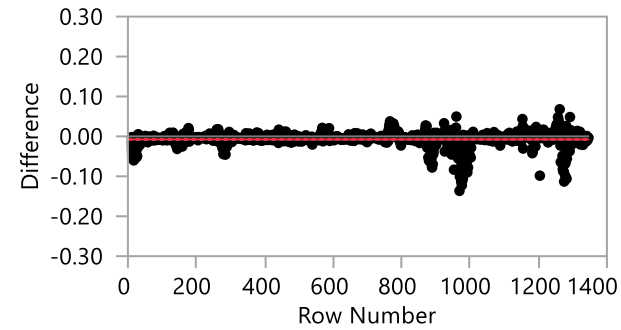
**Difference: TR3B Temp 1: temperature-TR1B Temp 2: temperature**



TR3B Temp 1: temperature	26.0774	t-Ratio	-247.926
TR1B Temp 2: temperature	26.1793	DF	1258
Mean Difference	-0.1019	Prob >  t	<.0001*
Std Error	0.00041	Prob > t	1.0000
Upper 95%	-0.1011	Prob < t	<.0001*
Lower 95%	-0.1027		
N	1259		
Correlation	0.99994		

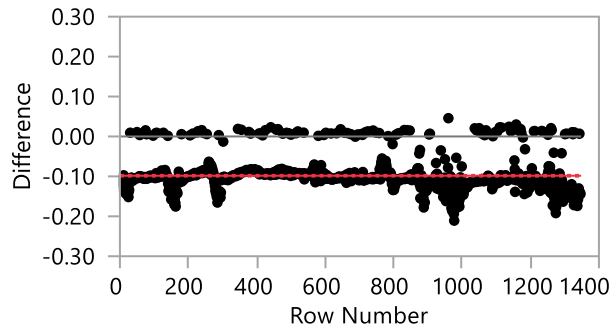
TR3B Temp 1: temperature	26.0774	t-Ratio	-90.3186
TR1C Temp 2: temperature	26.1758	DF	1258
Mean Difference	-0.0984	Prob >  t	<.0001*
Std Error	0.00109	Prob > t	1.0000
Upper 95%	-0.0963	Prob < t	<.0001*
Lower 95%	-0.1005		
N	1259		
Correlation	0.99954		

**Difference: TR3B Temp 1: temperature-TR2A Temp 1: temperature**

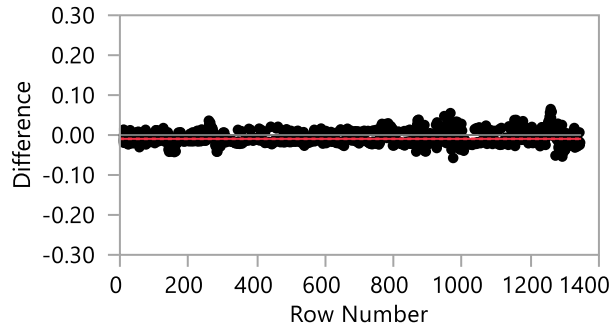


TR3B Temp 1: temperature	26.0774	t-Ratio	-15.2648
TR2A Temp 1: temperature	26.0851	DF	1258
Mean Difference	-0.0077	Prob >  t	<.0001*
Std Error	0.0005	Prob > t	1.0000
Upper 95%	-0.0067	Prob < t	<.0001*
Lower 95%	-0.0087		
N	1259		
Correlation	0.99991		

**Difference: TR3B Temp 1: temperature-TR1C Temp 2: temperature**

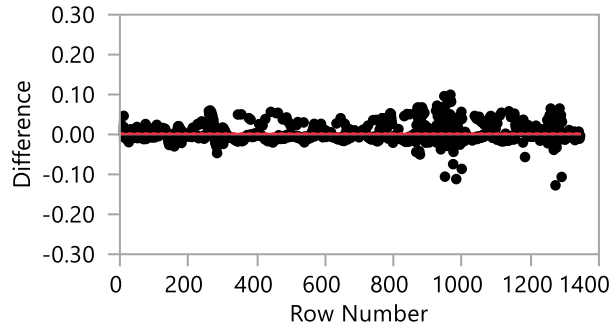


**Difference: TR3B Temp 1: temperature-TR2A Temp 2: temperature**



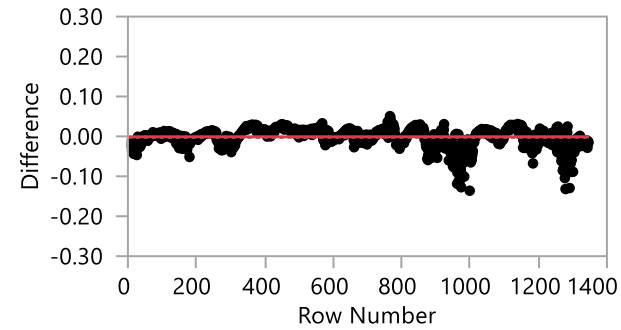
TR3B Temp 1: temperature	26.0774	t-Ratio	-22.6337
TR2A Temp 2: temperature	26.0869	DF	1258
Mean Difference	-0.0095	Prob >  t	<.0001*
Std Error	0.00042	Prob > t	1.0000
Upper 95%	-0.0087	Prob < t	<.0001*
Lower 95%	-0.0104		
N	1259		
Correlation	0.99993		

**Difference: TR3B Temp 1: temperature-TR2B Temp 1: temperature**



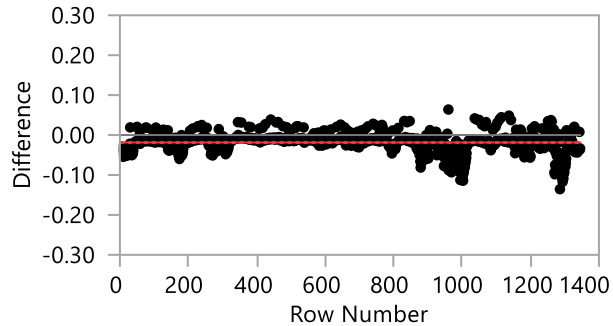
TR3B Temp 1: temperature	26.0774	t-Ratio	3.11491
TR2B Temp 1: temperature	26.0756	DF	1258
Mean Difference	0.00176	Prob >  t	0.0019*
Std Error	0.00057	Prob > t	0.0009*
Upper 95%	0.00287	Prob < t	0.9991
Lower 95%	0.00065		
N	1259		
Correlation	0.99987		

**Difference: TR3B Temp 1: temperature-TR2C Temp 1: temperature**



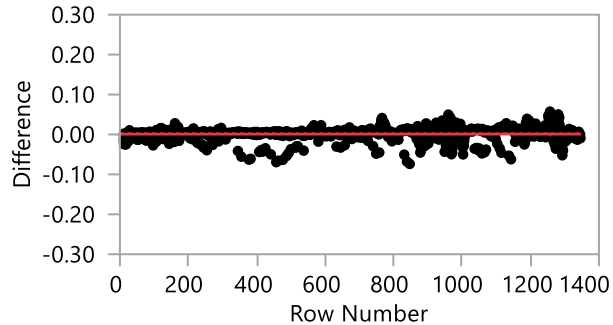
TR3B Temp 1: temperature	26.0774	t-Ratio	-3.34378
TR2C Temp 1: temperature	26.0796	DF	1258
Mean Difference	-0.0022	Prob >  t	0.0009*
Std Error	0.00067	Prob > t	0.9996
Upper 95%	-0.0009	Prob < t	0.0004*
Lower 95%	-0.0036		
N	1259		
Correlation	0.99987		

**Difference: TR3B Temp 1: temperature-TR2C Temp 2: temperature**



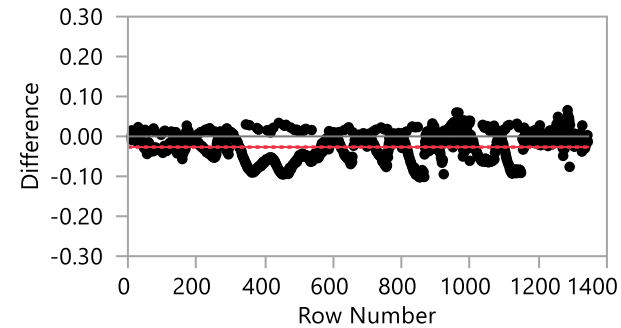
TR3B Temp 1: temperature	26.0774	t-Ratio	-30.0791
TR2C Temp 2: temperature	26.096	DF	1258
Mean Difference	-0.0186	Prob >  t	<.0001*
Std Error	0.00062	Prob > t	1.0000
Upper 95%	-0.0174	Prob < t	<.0001*
Lower 95%	-0.0199		
N	1259		
Correlation	0.99987		

**Difference: TR3B Temp 1: temperature-TR3A Temp 1: temperature**



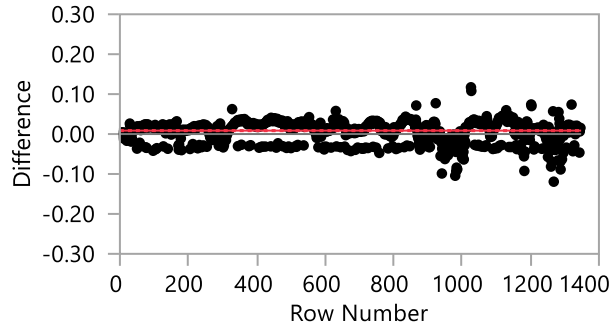
TR3B Temp 1: temperature	26.0774	t-Ratio	4.584444
TR3A Temp 1: temperature	26.0755	DF	1258
Mean Difference	0.00188	Prob >  t	<.0001*
Std Error	0.00041	Prob > t	<.0001*
Upper 95%	0.00268	Prob < t	1.0000
Lower 95%	0.00107		
N	1259		
Correlation	0.99993		

**Difference: TR3B Temp 1: temperature-TR3A Temp 2: temperature**



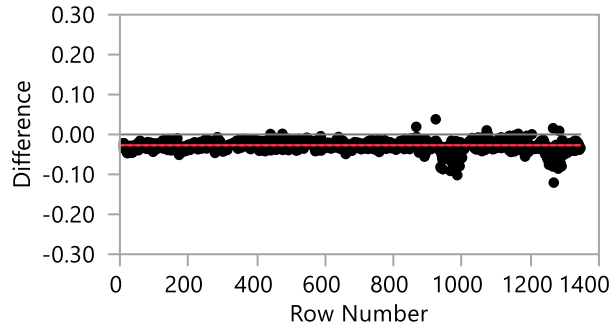
TR3B Temp 1: temperature	26.0774	t-Ratio	-28.9128
TR3A Temp 2: temperature	26.1042	DF	1258
Mean Difference	-0.0268	Prob >  t	<.0001*
Std Error	0.00093	Prob > t	1.0000
Upper 95%	-0.025	Prob < t	<.0001*
Lower 95%	-0.0286		
N	1259		
Correlation	0.99971		

**Difference: TR3B Temp 2: temperature-TR1A Temp 1: temperature**



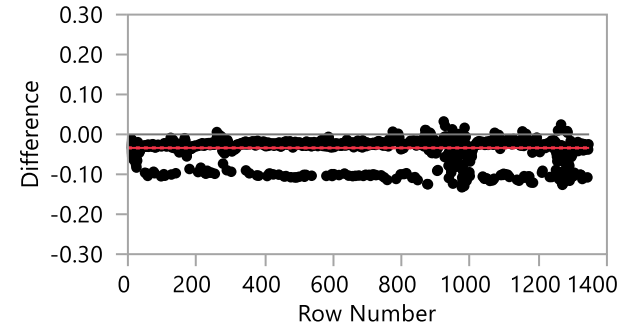
TR3B Temp 2: temperature	26.085	t-Ratio	12.22494
TR1A Temp 1: temperature	26.0764	DF	1258
Mean Difference	0.00859	Prob >  t	<.0001*
Std Error	0.0007	Prob > t	<.0001*
Upper 95%	0.00997	Prob < t	1.0000
Lower 95%	0.00721		
N	1259		
Correlation	0.99982		

**Difference: TR3B Temp 2: temperature-TR1A Temp 2: temperature**



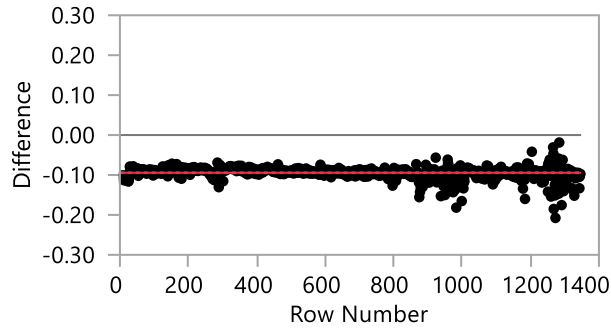
TR3B Temp 2: temperature	26.085	t-Ratio	-70.5354
TR1A Temp 2: temperature	26.1119	DF	1258
Mean Difference	-0.0269	Prob >  t	<.0001*
Std Error	0.00038	Prob > t	1.0000
Upper 95%	-0.0262	Prob < t	<.0001*
Lower 95%	-0.0277		
N	1259		
Correlation	0.99995		

**Difference: TR3B Temp 2: temperature-TR1B Temp 1: temperature**



TR3B Temp 2: temperature	26.085	t-Ratio	-45.3541
TR1B Temp 1: temperature	26.1188	DF	1258
Mean Difference	-0.0339	Prob >  t	<.0001*
Std Error	0.00075	Prob > t	1.0000
Upper 95%	-0.0324	Prob < t	<.0001*
Lower 95%	-0.0353		
N	1259		
Correlation	0.99978		

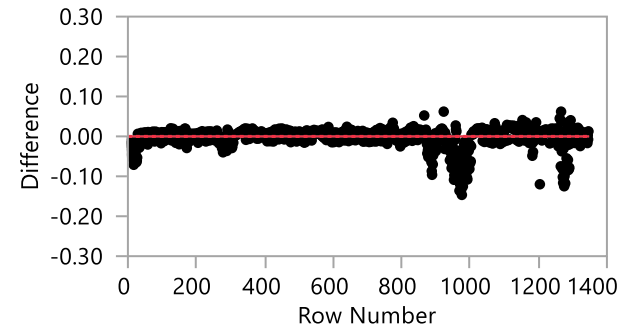
**Difference: TR3B Temp 2: temperature-TR1B Temp 2: temperature**



TR3B Temp 2: temperature	26.085	t-Ratio	-240.771
TR1B Temp 2: temperature	26.1793	DF	1258
Mean Difference	-0.0943	Prob >  t	<.0001*
Std Error	0.00039	Prob > t	1.0000
Upper 95%	-0.0936	Prob < t	<.0001*
Lower 95%	-0.0951		
N	1259		
Correlation	0.99994		

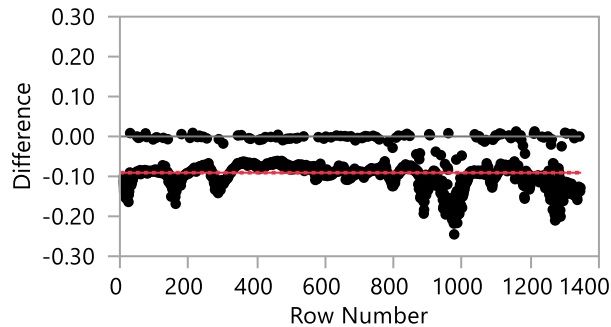
TR3B Temp 2: temperature	26.085	t-Ratio	-83.6105
TR1C Temp 2: temperature	26.1758	DF	1258
Mean Difference	-0.0908	Prob >  t	<.0001*
Std Error	0.00109	Prob > t	1.0000
Upper 95%	-0.0887	Prob < t	<.0001*
Lower 95%	-0.0929		
N	1259		
Correlation	0.99959		

**Difference: TR3B Temp 2: temperature-TR2A Temp 1: temperature**

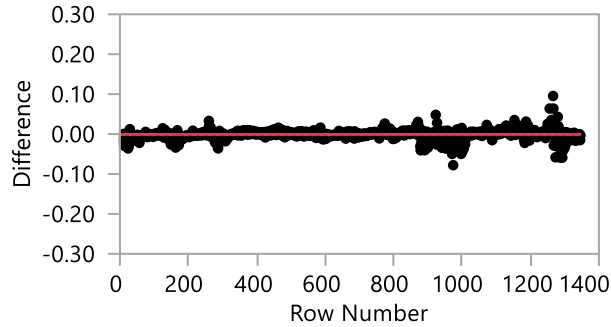


TR3B Temp 2: temperature	26.085	t-Ratio	-0.14927
TR2A Temp 1: temperature	26.0851	DF	1258
Mean Difference	-0.0001	Prob >  t	0.8814
Std Error	0.0007	Prob > t	0.5593
Upper 95%	0.00127	Prob < t	0.4407
Lower 95%	-0.0015		
N	1259		
Correlation	0.99984		

**Difference: TR3B Temp 2: temperature-TR1C Temp 2: temperature**



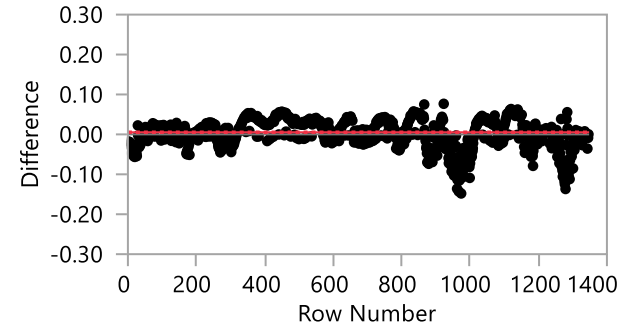
**Difference: TR3B Temp 2: temperature-TR2A Temp 2: temperature**



TR3B Temp 2: temperature	26.085	t-Ratio	-5.65465
TR2A Temp 2: temperature	26.0869	DF	1258
Mean Difference	-0.0019	Prob >  t	<.0001*
Std Error	0.00034	Prob > t	1.0000
Upper 95%	-0.0013	Prob < t	<.0001*
Lower 95%	-0.0026		
N	1259		
Correlation	0.99996		

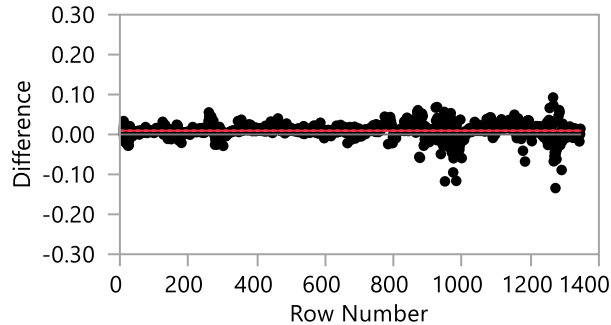
TR3B Temp 2: temperature	26.085	t-Ratio	19.5908
TR2B Temp 1: temperature	26.0756	DF	1258
Mean Difference	0.00934	Prob >  t	<.0001*
Std Error	0.00048	Prob > t	<.0001*
Upper 95%	0.01027	Prob < t	1.0000
Lower 95%	0.0084		
N	1259		
Correlation	0.99992		

**Difference: TR3B Temp 2: temperature-TR2C Temp 1: temperature**

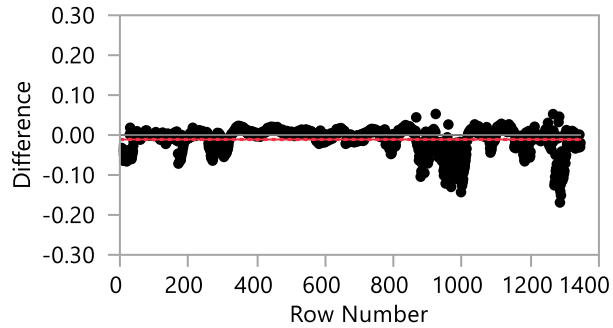


TR3B Temp 2: temperature	26.085	t-Ratio	5.452447
TR2C Temp 1: temperature	26.0796	DF	1258
Mean Difference	0.00534	Prob >  t	<.0001*
Std Error	0.00098	Prob > t	<.0001*
Upper 95%	0.00726	Prob < t	1.0000
Lower 95%	0.00342		
N	1259		
Correlation	0.99972		

**Difference: TR3B Temp 2: temperature-TR2B Temp 1: temperature**

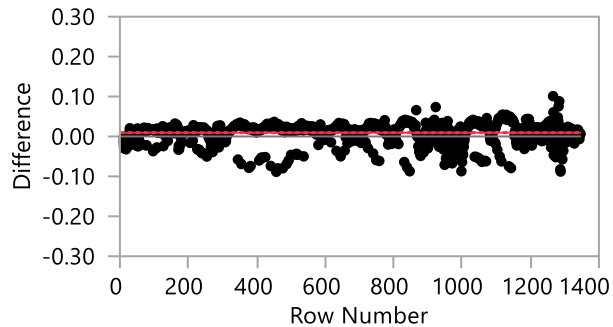


**Difference: TR3B Temp 2: temperature-TR2C Temp 2: temperature**



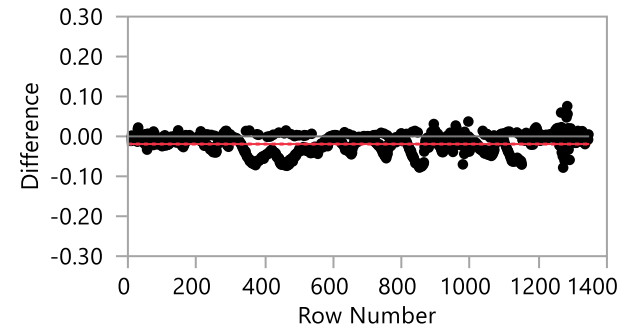
TR3B Temp 2: temperature	26.085	t-Ratio	-13.3478
TR2C Temp 2: temperature	26.096	DF	1258
Mean Difference	-0.0111	Prob >  t	<.0001*
Std Error	0.00083	Prob > t	1.0000
Upper 95%	-0.0094	Prob < t	<.0001*
Lower 95%	-0.0127		
N	1259		
Correlation	0.99979		

**Difference: TR3B Temp 2: temperature-TR3A Temp 1: temperature**



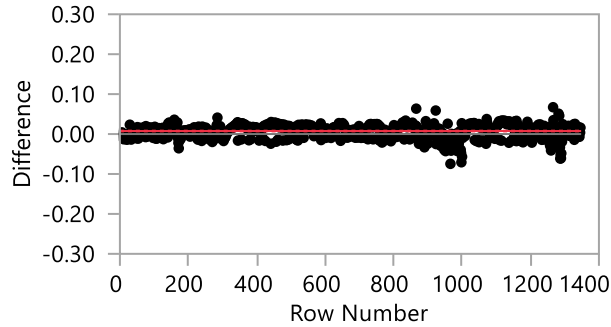
TR3B Temp 2: temperature	26.085	t-Ratio	13.69025
TR3A Temp 1: temperature	26.0755	DF	1258
Mean Difference	0.00946	Prob >  t	<.0001*
Std Error	0.00069	Prob > t	<.0001*
Upper 95%	0.01081	Prob < t	1.0000
Lower 95%	0.0081		
N	1259		
Correlation	0.99982		

**Difference: TR3B Temp 2: temperature-TR3A Temp 2: temperature**



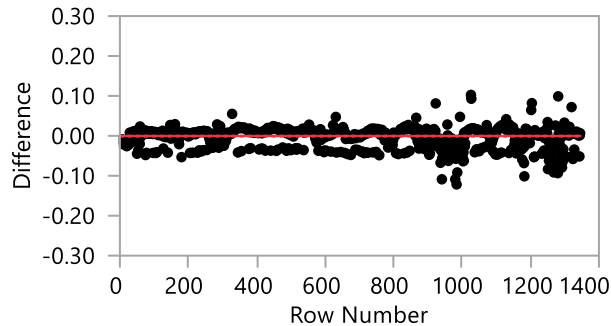
TR3B Temp 2: temperature	26.085	t-Ratio	-30.4315
TR3A Temp 2: temperature	26.1042	DF	1258
Mean Difference	-0.0192	Prob >  t	<.0001*
Std Error	0.00063	Prob > t	1.0000
Upper 95%	-0.018	Prob < t	<.0001*
Lower 95%	-0.0204		
N	1259		
Correlation	0.99986		

**Difference: TR3B Temp 2: temperature-TR3B Temp 1: temperature**



TR3B Temp 2: temperature	26.085	t-Ratio	16.78579
TR3B Temp 1: temperature	26.0774	DF	1258
Mean Difference	0.00758	Prob >  t	<.0001*
Std Error	0.00045	Prob > t	<.0001*
Upper 95%	0.00846	Prob < t	1.0000
Lower 95%	0.00669		
N	1259		
Correlation	0.99993		

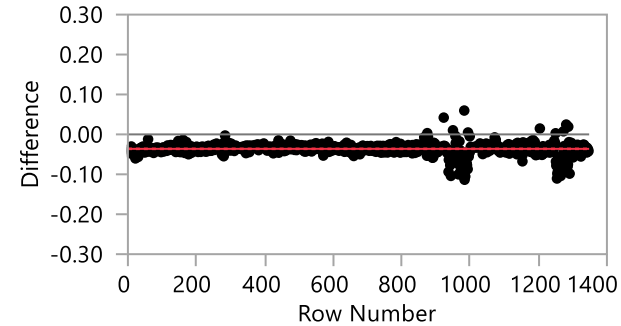
**Difference: TR3C Temp 2: temperature-TR1A Temp 1: temperature**



TR3C Temp 2: temperature	26.0757	t-Ratio	-1.0574
--------------------------	---------	---------	---------

TR1A Temp 1: temperature	26.0764	DF	1258
Mean Difference	-0.0007	Prob >  t	0.2905
Std Error	0.00064	Prob > t	0.8547
Upper 95%	0.00058	Prob < t	0.1453
Lower 95%	-0.0019		
N	1259		
Correlation	0.99985		

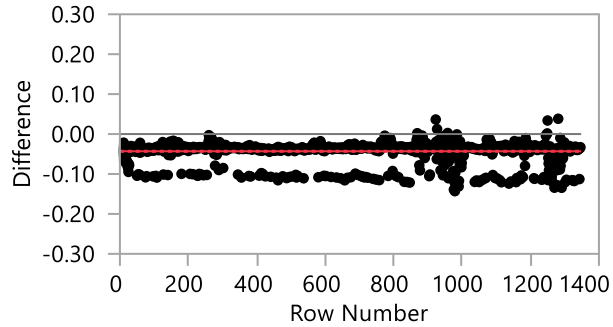
**Difference: TR3C Temp 2: temperature-TR1A Temp 2: temperature**



TR3C Temp 2: temperature	26.0757	t-Ratio	-96.4934
TR1A Temp 2: temperature	26.1119	DF	1258
Mean Difference	-0.0362	Prob >  t	<.0001*
Std Error	0.00038	Prob > t	1.0000
Upper 95%	-0.0355	Prob < t	<.0001*
Lower 95%	-0.0369		
N	1259		
Correlation	0.99995		

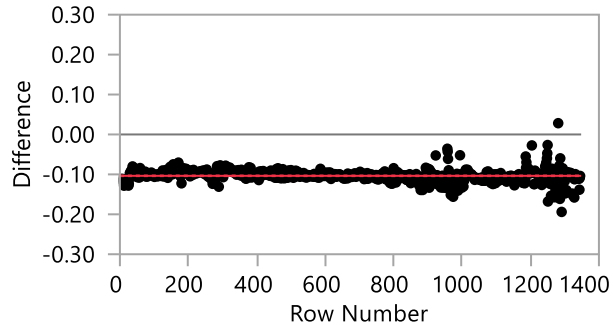


**Difference: TR3C Temp 2: temperature-TR1B Temp 1: temperature**



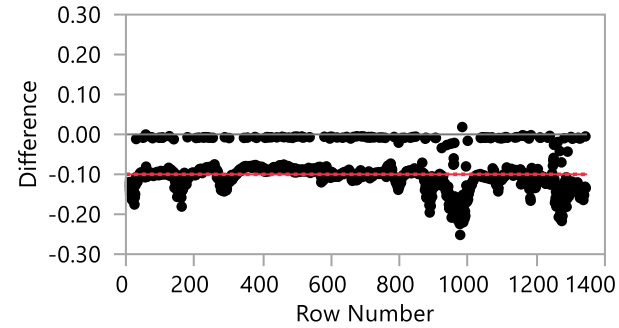
TR3C Temp 2: temperature	26.0757	t-Ratio	-62.1441
TR1B Temp 1: temperature	26.1188	DF	1258
Mean Difference	-0.0431	Prob >  t	<.0001*
Std Error	0.00069	Prob > t	1.0000
Upper 95%	-0.0418	Prob < t	<.0001*
Lower 95%	-0.0445		
N	1259		
Correlation	0.9998		

**Difference: TR3C Temp 2: temperature-TR1B Temp 2: temperature**



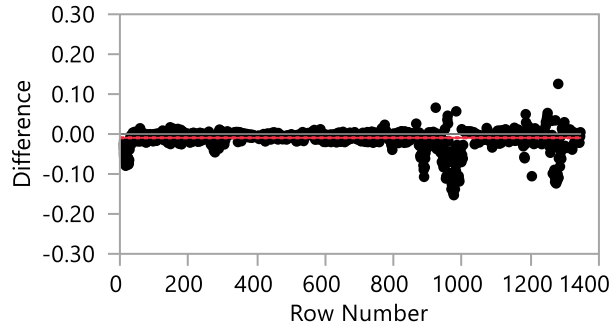
TR3C Temp 2: temperature	26.0757	t-Ratio	-266.315
TR1B Temp 2: temperature	26.1793	DF	1258
Mean Difference	-0.1036	Prob >  t	<.0001*
Std Error	0.00039	Prob > t	1.0000
Upper 95%	-0.1028	Prob < t	<.0001*
Lower 95%	-0.1044		
N	1259		
Correlation	0.99994		

**Difference: TR3C Temp 2: temperature-TR1C Temp 2: temperature**



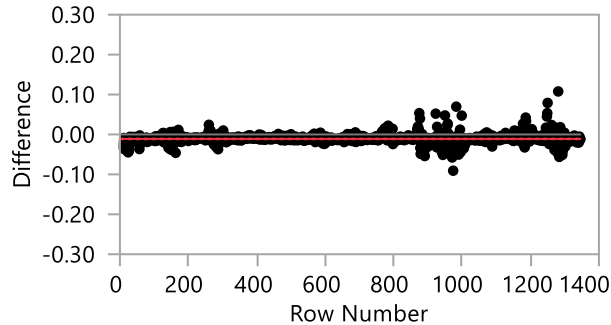
TR3C Temp 2: temperature	26.0757	t-Ratio	-91.9046
TR1C Temp 2: temperature	26.1758	DF	1258
Mean Difference	-0.1001	Prob >  t	<.0001*
Std Error	0.00109	Prob > t	1.0000
Upper 95%	-0.0979	Prob < t	<.0001*
Lower 95%	-0.1022		
N	1259		
Correlation	0.99956		

**Difference: TR3C Temp 2: temperature-TR2A Temp 1: temperature**



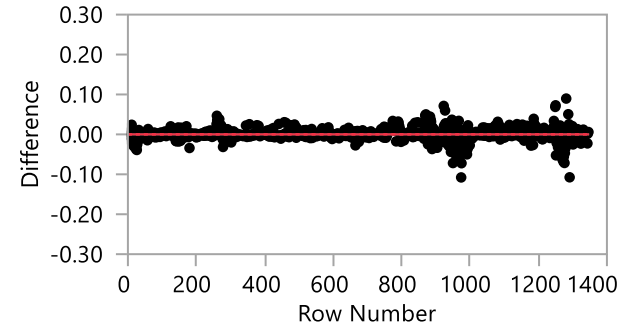
TR3C Temp 2: temperature	26.0757	t-Ratio	-13.6473
TR2A Temp 1: temperature	26.0851	DF	1258
Mean Difference	-0.0094	Prob >  t	<.0001*
Std Error	0.00069	Prob > t	1.0000
Upper 95%	-0.008	Prob < t	<.0001*
Lower 95%	-0.0107		
N	1259		
Correlation	0.99983		

**Difference: TR3C Temp 2: temperature-TR2A Temp 2: temperature**



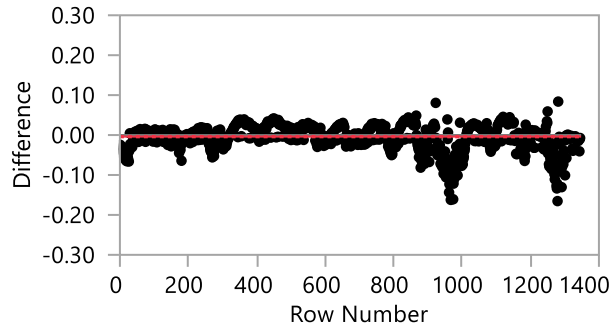
TR3C Temp 2: temperature	26.0757	t-Ratio	-32.3584
TR2A Temp 2: temperature	26.0869	DF	1258
Mean Difference	-0.0112	Prob >  t	<.0001*
Std Error	0.00035	Prob > t	1.0000
Upper 95%	-0.0105	Prob < t	<.0001*
Lower 95%	-0.0119		
N	1259		
Correlation	0.99995		

**Difference: TR3C Temp 2: temperature-TR2B Temp 1: temperature**



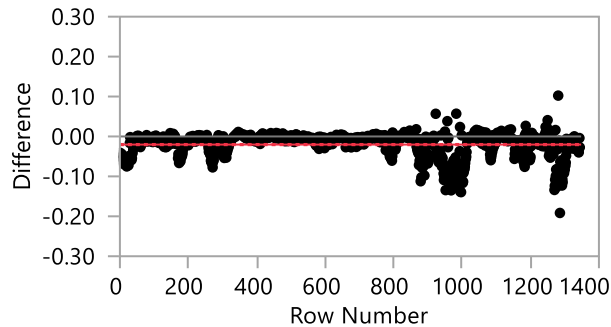
TR3C Temp 2: temperature	26.0757	t-Ratio	0.176562
TR2B Temp 1: temperature	26.0756	DF	1258
Mean Difference	7.38e-5	Prob >  t	0.8599
Std Error	0.00042	Prob > t	0.4299
Upper 95%	0.00089	Prob < t	0.5701
Lower 95%	-0.0007		
N	1259		
Correlation	0.99993		

**Difference: TR3C Temp 2: temperature-TR2C Temp 1: temperature**



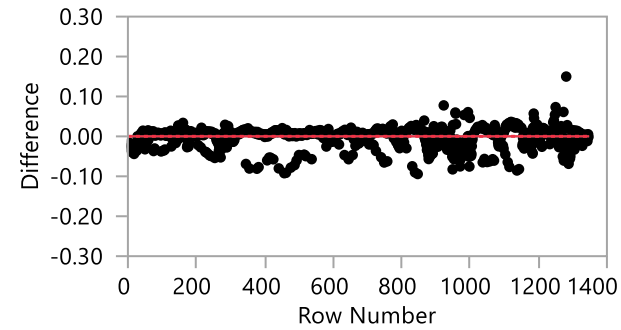
TR3C Temp 2: temperature	26.0757	t-Ratio	-4.35487
TR2C Temp 1: temperature	26.0796	DF	1258
Mean Difference	-0.0039	Prob >  t	<.0001*
Std Error	0.0009	Prob > t	1.0000
Upper 95%	-0.0022	Prob < t	<.0001*
Lower 95%	-0.0057		
N	1259		
Correlation	0.99975		

**Difference: TR3C Temp 2: temperature-TR2C Temp 2: temperature**



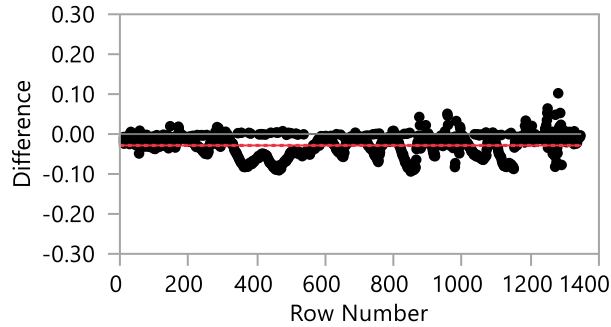
TR3C Temp 2: temperature	26.0757	t-Ratio	-26.0369
TR2C Temp 2: temperature	26.096	DF	1258
Mean Difference	-0.0203	Prob >  t	<.0001*
Std Error	0.00078	Prob > t	1.0000
Upper 95%	-0.0188	Prob < t	<.0001*
Lower 95%	-0.0219		
N	1259		
Correlation	0.9998		

**Difference: TR3C Temp 2: temperature-TR3A Temp 1: temperature**



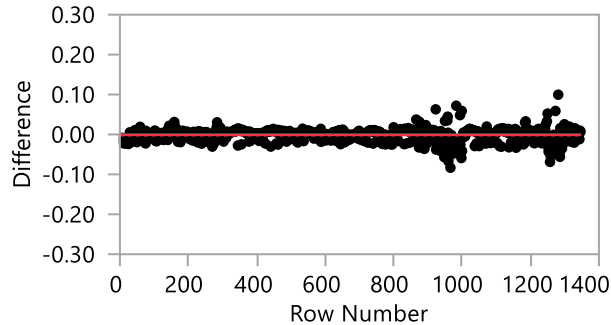
TR3C Temp 2: temperature	26.0757	t-Ratio	0.300306
TR3A Temp 1: temperature	26.0755	DF	1258
Mean Difference	0.00019	Prob >  t	0.7640
Std Error	0.00064	Prob > t	0.3820
Upper 95%	0.00144	Prob < t	0.6180
Lower 95%	-0.0011		
N	1259		
Correlation	0.99984		

**Difference: TR3C Temp 2: temperature-TR3A Temp 2: temperature**



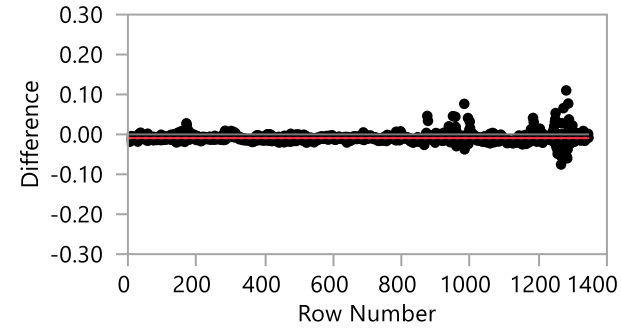
TR3C Temp 2: temperature	26.0757	t-Ratio	-38.514
TR3A Temp 2: temperature	26.1042	DF	1258
Mean Difference	-0.0285	Prob >  t	<.0001*
Std Error	0.00074	Prob > t	1.0000
Upper 95%	-0.027	Prob < t	<.0001*
Lower 95%	-0.0299		
N	1259		
Correlation	0.99981		

**Difference: TR3C Temp 2: temperature-TR3B Temp 1: temperature**



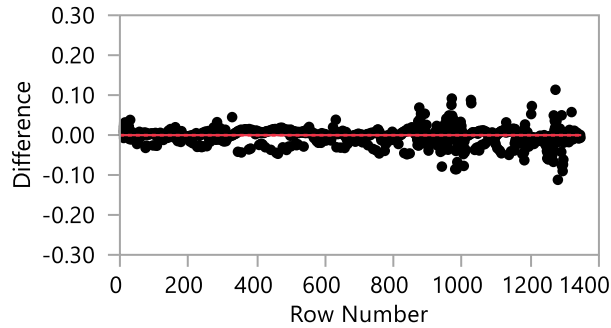
TR3C Temp 2: temperature	26.0757	t-Ratio	-3.95715
TR3B Temp 1: temperature	26.0774	DF	1258
Mean Difference	-0.0017	Prob >  t	<.0001*
Std Error	0.00043	Prob > t	1.0000
Upper 95%	-0.0009	Prob < t	<.0001*
Lower 95%	-0.0025		
N	1259		
Correlation	0.99993		

**Difference: TR3C Temp 2: temperature-TR3B Temp 2: temperature**



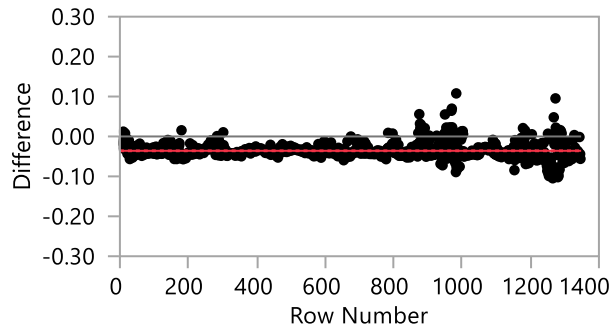
TR3C Temp 2: temperature	26.0757	t-Ratio	-31.7871
TR3B Temp 2: temperature	26.085	DF	1258
Mean Difference	-0.0093	Prob >  t	<.0001*
Std Error	0.00029	Prob > t	1.0000
Upper 95%	-0.0087	Prob < t	<.0001*
Lower 95%	-0.0098		
N	1259		
Correlation	0.99997		

**Difference: TR2B Temp 2: temperature-TR1A Temp 1: temperature**



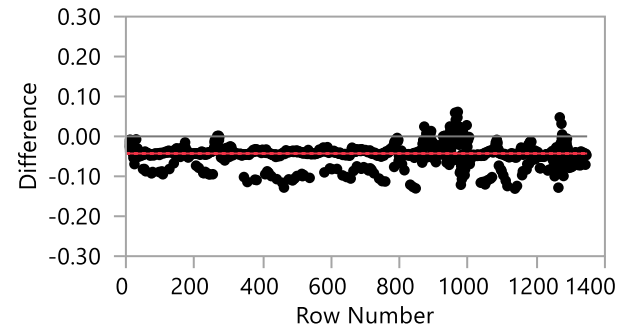
TR2B Temp 2: temperature	26.0759	t-Ratio	-0.84073
TR1A Temp 1: temperature	26.0764	DF	1258
Mean Difference	-0.0004	Prob >  t	0.4007
Std Error	0.00051	Prob > t	0.7997
Upper 95%	0.00057	Prob < t	0.2003
Lower 95%	-0.0014		
N	1259		
Correlation	0.99989		

**Difference: TR2B Temp 2: temperature-TR1A Temp 2: temperature**



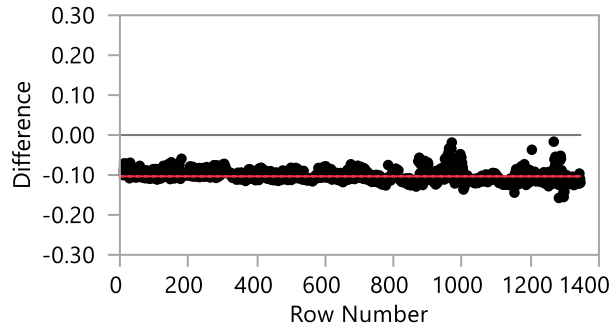
TR2B Temp 2: temperature	26.0759	t-Ratio	-72.1085
TR1A Temp 2: temperature	26.1119	DF	1258
Mean Difference	-0.036	Prob >  t	<.0001*
Std Error	0.0005	Prob > t	1.0000
Upper 95%	-0.035	Prob < t	<.0001*
Lower 95%	-0.0369		
N	1259		
Correlation	0.9999		

**Difference: TR2B Temp 2: temperature-TR1B Temp 1: temperature**



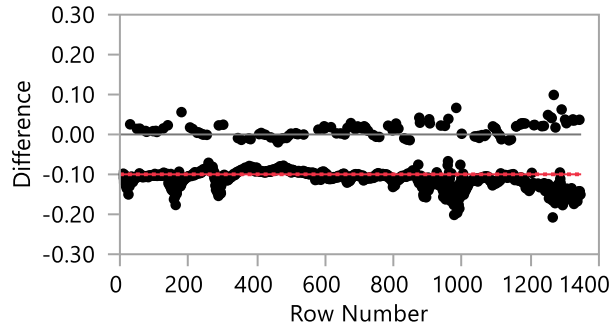
TR2B Temp 2: temperature	26.0759	t-Ratio	-68.9401
TR1B Temp 1: temperature	26.1188	DF	1258
Mean Difference	-0.0429	Prob >  t	<.0001*
Std Error	0.00062	Prob > t	1.0000
Upper 95%	-0.0417	Prob < t	<.0001*
Lower 95%	-0.0441		
N	1259		
Correlation	0.99985		

**Difference: TR2B Temp 2: temperature-TR1B Temp 2: temperature**



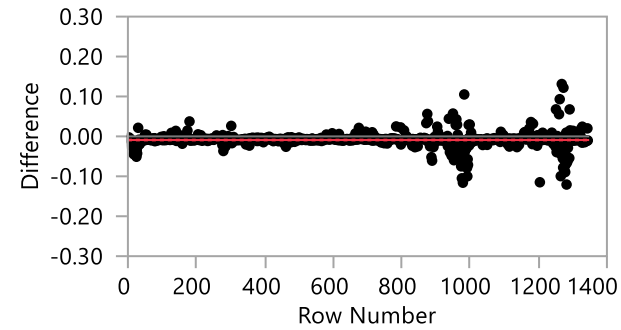
TR2B Temp 2: temperature	26.0759	t-Ratio	-257.502
TR1B Temp 2: temperature	26.1793	DF	1258
Mean Difference	-0.1034	Prob >  t	<.0001*
Std Error	0.0004	Prob > t	1.0000
Upper 95%	-0.1026	Prob < t	<.0001*
Lower 95%	-0.1042		
N	1259		
Correlation	0.99995		

**Difference: TR2B Temp 2: temperature-TR1C Temp 2: temperature**



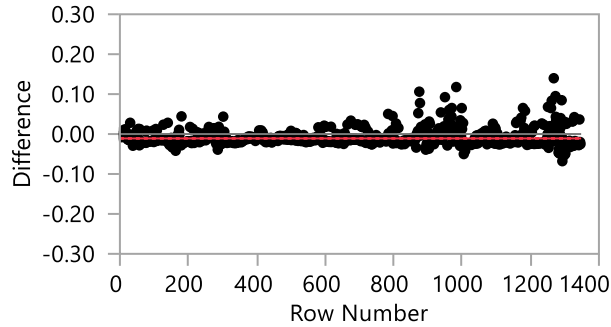
TR2B Temp 2: temperature	26.0759	t-Ratio	-86.9171
TR1C Temp 2: temperature	26.1758	DF	1258
Mean Difference	-0.0998	Prob >  t	<.0001*
Std Error	0.00115	Prob > t	1.0000
Upper 95%	-0.0976	Prob < t	<.0001*
Lower 95%	-0.1021		
N	1259		
Correlation	0.99947		

**Difference: TR2B Temp 2: temperature-TR2A Temp 1: temperature**



TR2B Temp 2: temperature	26.0759	t-Ratio	-20.088
TR2A Temp 1: temperature	26.0851	DF	1258
Mean Difference	-0.0091	Prob >  t	<.0001*
Std Error	0.00045	Prob > t	1.0000
Upper 95%	-0.0082	Prob < t	<.0001*
Lower 95%	-0.01		
N	1259		
Correlation	0.99992		

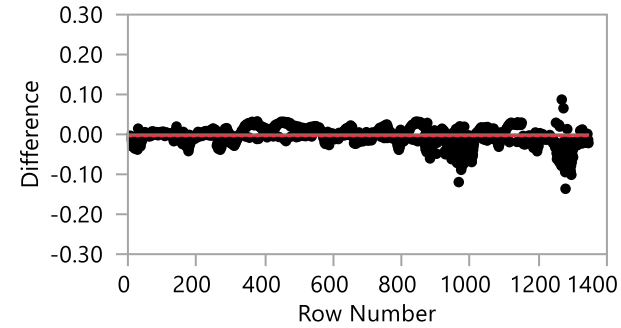
**Difference: TR2B Temp 2: temperature-TR2A Temp 2: temperature**



TR2B Temp 2: temperature	26.0759	t-Ratio	0.671795
TR2B Temp 1: temperature	26.0756	DF	1258
Mean Difference	0.00032	Prob >  t	0.5018
Std Error	0.00048	Prob > t	0.2509
Upper 95%	0.00127	Prob < t	0.7491
Lower 95%	-0.0006		
N	1259		
Correlation	0.99991		

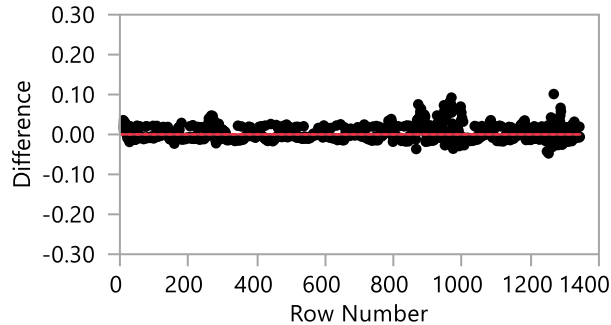
TR2B Temp 2: temperature	26.0759	t-Ratio	-21.851
TR2A Temp 2: temperature	26.0869	DF	1258
Mean Difference	-0.011	Prob >  t	<.0001*
Std Error	0.0005	Prob > t	1.0000
Upper 95%	-0.01	Prob < t	<.0001*
Lower 95%	-0.0119		
N	1259		
Correlation	0.9999		

**Difference: TR2B Temp 2: temperature-TR2C Temp 1: temperature**



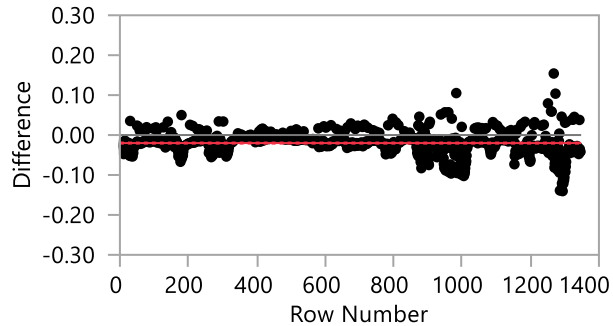
TR2B Temp 2: temperature	26.0759	t-Ratio	-5.89258
TR2C Temp 1: temperature	26.0796	DF	1258
Mean Difference	-0.0037	Prob >  t	<.0001*
Std Error	0.00062	Prob > t	1.0000
Upper 95%	-0.0025	Prob < t	<.0001*
Lower 95%	-0.0049		
N	1259		
Correlation	0.99987		

**Difference: TR2B Temp 2: temperature-TR2B Temp 1: temperature**



TR2B Temp 2: temperature	26.0759	t-Ratio	-5.89258
TR2C Temp 1: temperature	26.0796	DF	1258
Mean Difference	-0.0037	Prob >  t	<.0001*
Std Error	0.00062	Prob > t	1.0000
Upper 95%	-0.0025	Prob < t	<.0001*
Lower 95%	-0.0049		
N	1259		
Correlation	0.99987		

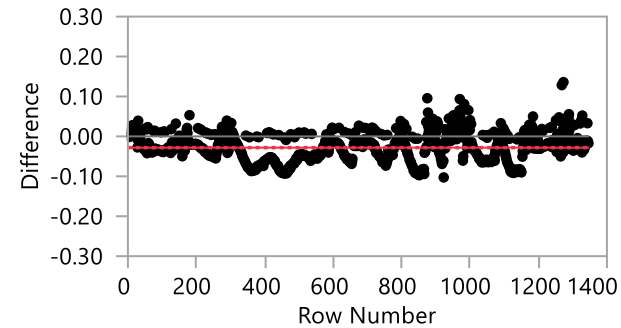
**Difference: TR2B Temp 2: temperature-TR2C Temp 2: temperature**



TR2B Temp 2: temperature	26.0759	t-Ratio	-29.3115
TR2C Temp 2: temperature	26.096	DF	1258
Mean Difference	-0.0201	Prob >  t	<.0001*
Std Error	0.00069	Prob > t	1.0000
Upper 95%	-0.0187	Prob < t	<.0001*
Lower 95%	-0.0214		
N	1259		
Correlation	0.99982		

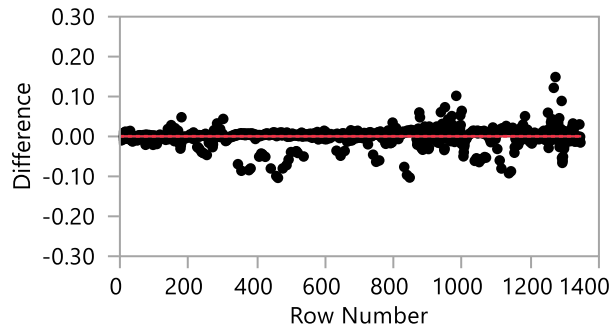
TR2B Temp 2: temperature	26.0759	t-Ratio	0.863518
TR3A Temp 1: temperature	26.0755	DF	1258
Mean Difference	0.00044	Prob >  t	0.3880
Std Error	0.00051	Prob > t	0.1940
Upper 95%	0.00144	Prob < t	0.8060
Lower 95%	-0.0006		
N	1259		
Correlation	0.99989		

**Difference: TR2B Temp 2: temperature-TR3A Temp 2: temperature**



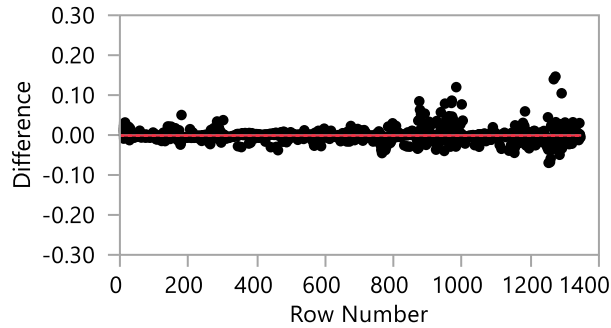
TR2B Temp 2: temperature	26.0759	t-Ratio	-29.3788
TR3A Temp 2: temperature	26.1042	DF	1258
Mean Difference	-0.0282	Prob >  t	<.0001*
Std Error	0.00096	Prob > t	1.0000
Upper 95%	-0.0263	Prob < t	<.0001*
Lower 95%	-0.0301		
N	1259		
Correlation	0.99971		

**Difference: TR2B Temp 2: temperature-TR3A Temp 1: temperature**



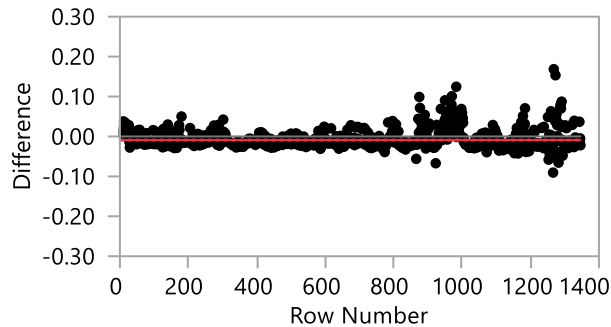


**Difference: TR2B Temp 2: temperature-TR3B Temp 1: temperature**



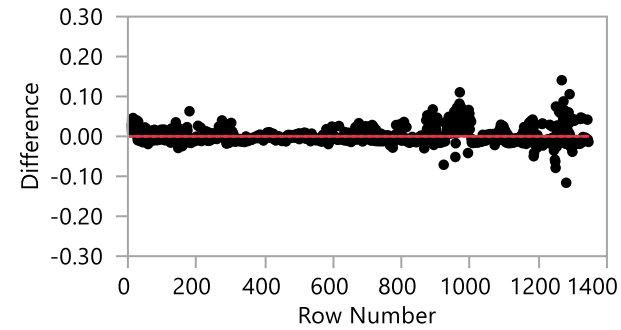
TR2B Temp 2: temperature	26.0759	t-Ratio	-3.29652
TR3B Temp 1: temperature	26.0774	DF	1258
Mean Difference	-0.0014	Prob >  t	0.0010*
Std Error	0.00044	Prob > t	0.9995
Upper 95%	-0.0006	Prob < t	0.0005*
Lower 95%	-0.0023		
N	1259		
Correlation	0.99992		

**Difference: TR2B Temp 2: temperature-TR3B Temp 2: temperature**



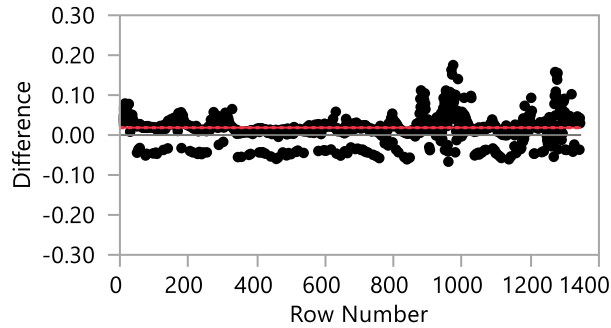
TR2B Temp 2: temperature	26.0759	t-Ratio	-14.7695
TR3B Temp 2: temperature	26.085	DF	1258
Mean Difference	-0.009	Prob >  t	<.0001*
Std Error	0.00061	Prob > t	1.0000
Upper 95%	-0.0078	Prob < t	<.0001*
Lower 95%	-0.0102		
N	1259		
Correlation	0.99987		

**Difference: TR2B Temp 2: temperature-TR3C Temp 2: temperature**



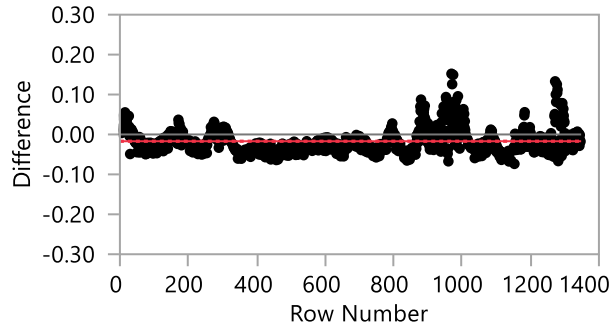
TR2B Temp 2: temperature	26.0759	t-Ratio	0.46243
TR3C Temp 2: temperature	26.0757	DF	1258
Mean Difference	0.00025	Prob >  t	0.6439
Std Error	0.00054	Prob > t	0.3219
Upper 95%	0.00131	Prob < t	0.6781
Lower 95%	-0.0008		
N	1259		
Correlation	0.99989		

**Difference: TR1C Temp 1: temperature-TR1A Temp 1: temperature**



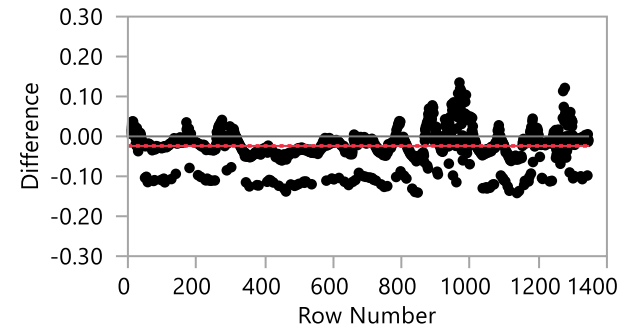
TR1C Temp 1: temperature	26.0949	t-Ratio	23.28444
TR1A Temp 1: temperature	26.0764	DF	1258
Mean Difference	0.01852	Prob >  t	<.0001*
Std Error	0.0008	Prob > t	<.0001*
Upper 95%	0.02008	Prob < t	1.0000
Lower 95%	0.01696		
N	1259		
Correlation	0.99978		

**Difference: TR1C Temp 1: temperature-TR1A Temp 2: temperature**



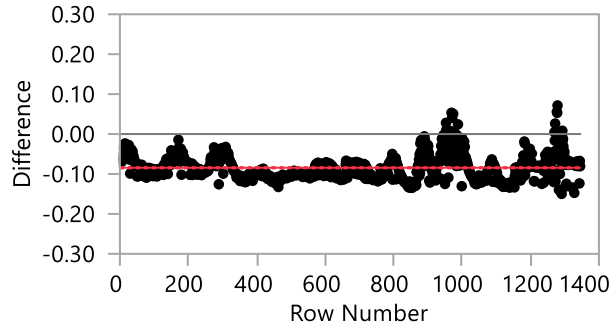
TR1C Temp 1: temperature	26.0949	t-Ratio	-21.5701
TR1A Temp 2: temperature	26.1119	DF	1258
Mean Difference	-0.017	Prob >  t	<.0001*
Std Error	0.00079	Prob > t	1.0000
Upper 95%	-0.0155	Prob < t	<.0001*
Lower 95%	-0.0186		
N	1259		
Correlation	0.99981		

**Difference: TR1C Temp 1: temperature-TR1B Temp 1: temperature**



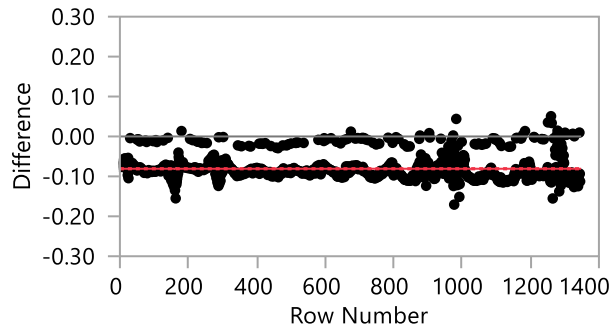
TR1C Temp 1: temperature	26.0949	t-Ratio	-22.0279
TR1B Temp 1: temperature	26.1188	DF	1258
Mean Difference	-0.0239	Prob >  t	<.0001*
Std Error	0.00109	Prob > t	1.0000
Upper 95%	-0.0218	Prob < t	<.0001*
Lower 95%	-0.0261		
N	1259		
Correlation	0.99959		

**Difference: TR1C Temp 1: temperature-TR1B Temp 2: temperature**



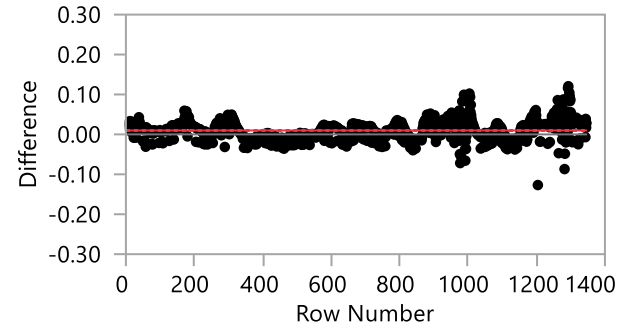
TR1C Temp 1: temperature	26.0949	t-Ratio	-100.779
TR1B Temp 2: temperature	26.1793	DF	1258
Mean Difference	-0.0844	Prob >  t	<.0001*
Std Error	0.00084	Prob > t	1.0000
Upper 95%	-0.0828	Prob < t	<.0001*
Lower 95%	-0.0861		
N	1259		
Correlation	0.99983		

**Difference: TR1C Temp 1: temperature-TR1C Temp 2: temperature**



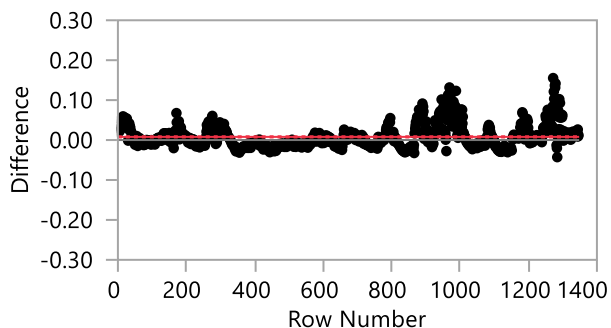
TR1C Temp 1: temperature	26.0949	t-Ratio	-102.593
TR1C Temp 2: temperature	26.1758	DF	1258
Mean Difference	-0.0809	Prob >  t	<.0001*
Std Error	0.00079	Prob > t	1.0000
Upper 95%	-0.0793	Prob < t	<.0001*
Lower 95%	-0.0824		
N	1259		
Correlation	0.99975		

**Difference: TR1C Temp 1: temperature-TR2A Temp 1: temperature**



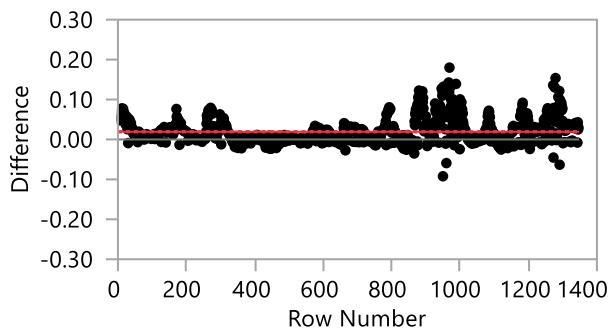
TR1C Temp 1: temperature	26.0949	t-Ratio	15.82523
TR2A Temp 1: temperature	26.0851	DF	1258
Mean Difference	0.00983	Prob >  t	<.0001*
Std Error	0.00062	Prob > t	<.0001*
Upper 95%	0.01105	Prob < t	1.0000
Lower 95%	0.00861		
N	1259		
Correlation	0.99986		

**Difference: TR1C Temp 1: temperature-TR2A Temp 2: temperature**



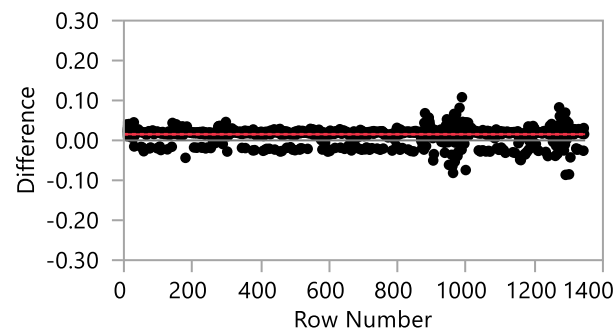
TR1C Temp 1: temperature	26.0949	t-Ratio	10.31596
TR2A Temp 2: temperature	26.0869	DF	1258
Mean Difference	0.00798	Prob >  t	<.0001*
Std Error	0.00077	Prob > t	<.0001*
Upper 95%	0.0095	Prob < t	1.0000
Lower 95%	0.00647		
N	1259		
Correlation	0.99982		

**Difference: TR1C Temp 1: temperature-TR2B Temp 1: temperature**



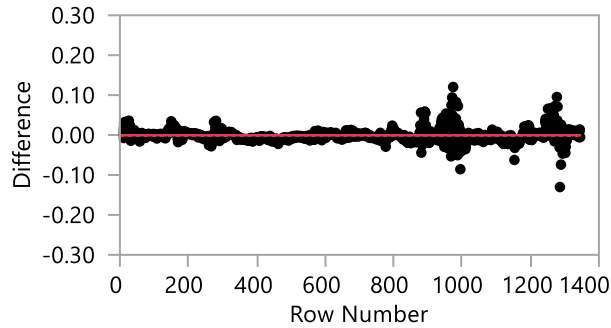
TR1C Temp 1: temperature	26.0949	t-Ratio	22.11236
TR2B Temp 1: temperature	26.0756	DF	1258
Mean Difference	0.01927	Prob >  t	<.0001*
Std Error	0.00087	Prob > t	<.0001*
Upper 95%	0.02098	Prob < t	1.0000
Lower 95%	0.01756		
N	1259		
Correlation	0.99975		

**Difference: TR1C Temp 1: temperature-TR2C Temp 1: temperature**



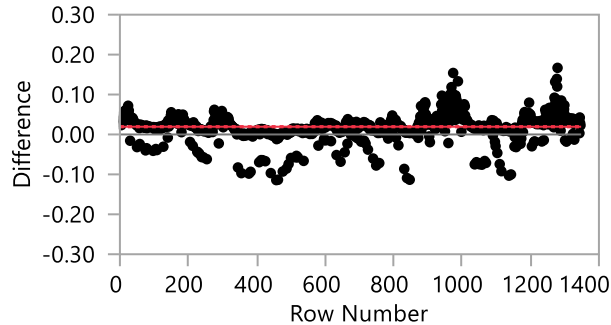
TR1C Temp 1: temperature	26.0949	t-Ratio	32.14968
TR2C Temp 1: temperature	26.0796	DF	1258
Mean Difference	0.01527	Prob >  t	<.0001*
Std Error	0.00048	Prob > t	<.0001*
Upper 95%	0.0162	Prob < t	1.0000
Lower 95%	0.01434		
N	1259		
Correlation	0.99991		

**Difference: TR1C Temp 1: temperature-TR2C Temp 2: temperature**



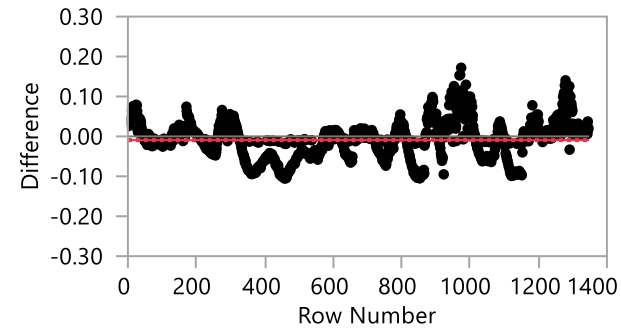
TR1C Temp 1: temperature	26.0949	t-Ratio	-2.54177
TR2C Temp 2: temperature	26.096	DF	1258
Mean Difference	-0.0011	Prob >  t	0.0111*
Std Error	0.00045	Prob > t	0.9944
Upper 95%	-0.0003	Prob < t	0.0056*
Lower 95%	-0.002		
N	1259		
Correlation	0.99992		

**Difference: TR1C Temp 1: temperature-TR3A Temp 1: temperature**



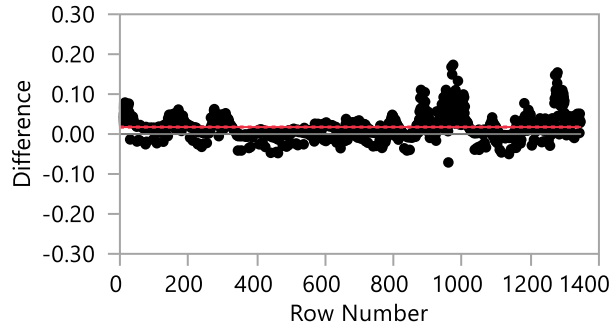
TR1C Temp 1: temperature	26.0949	t-Ratio	24.31533
TR3A Temp 1: temperature	26.0755	DF	1258
Mean Difference	0.01939	Prob >  t	<.0001*
Std Error	0.0008	Prob > t	<.0001*
Upper 95%	0.02095	Prob < t	1.0000
Lower 95%	0.01782		
N	1259		
Correlation	0.99979		

**Difference: TR1C Temp 1: temperature-TR3A Temp 2: temperature**



TR1C Temp 1: temperature	26.0949	t-Ratio	-6.84863
TR3A Temp 2: temperature	26.1042	DF	1258
Mean Difference	-0.0093	Prob >  t	<.0001*
Std Error	0.00135	Prob > t	1.0000
Upper 95%	-0.0066	Prob < t	<.0001*
Lower 95%	-0.0119		
N	1259		
Correlation	0.9995		

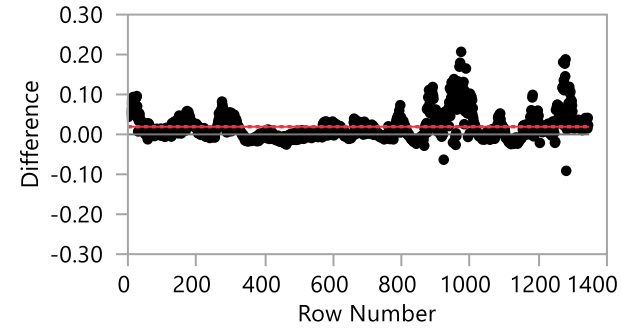
**Difference: TR1C Temp 1: temperature-TR3B Temp 1: temperature**



TR1C Temp 1: temperature	26.0949	t-Ratio	23.27648
TR3B Temp 1: temperature	26.0774	DF	1258
Mean Difference	0.01751	Prob >  t	<.0001*
Std Error	0.00075	Prob > t	<.0001*
Upper 95%	0.01899	Prob < t	1.0000
Lower 95%	0.01603		
N	1259		
Correlation	0.99983		

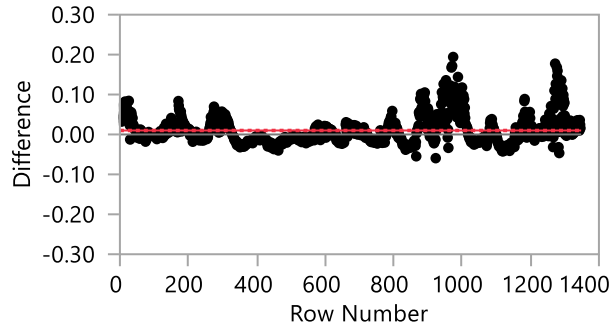
TR1C Temp 1: temperature	26.0949	t-Ratio	10.2525
TR3B Temp 2: temperature	26.085	DF	1258
Mean Difference	0.00993	Prob >  t	<.0001*
Std Error	0.00097	Prob > t	<.0001*
Upper 95%	0.01183	Prob < t	1.0000
Lower 95%	0.00803		
N	1259		
Correlation	0.99974		

**Difference: TR1C Temp 1: temperature-TR3C Temp 2: temperature**

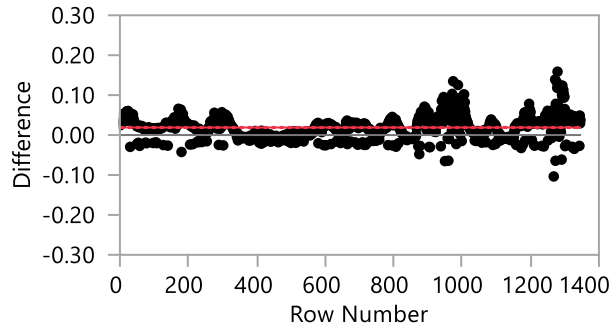


TR1C Temp 1: temperature	26.0949	t-Ratio	21.21257
TR3C Temp 2: temperature	26.0757	DF	1258
Mean Difference	0.0192	Prob >  t	<.0001*
Std Error	0.0009	Prob > t	<.0001*
Upper 95%	0.02097	Prob < t	1.0000
Lower 95%	0.01742		
N	1259		
Correlation	0.99976		

**Difference: TR1C Temp 1: temperature-TR3B Temp 2: temperature**

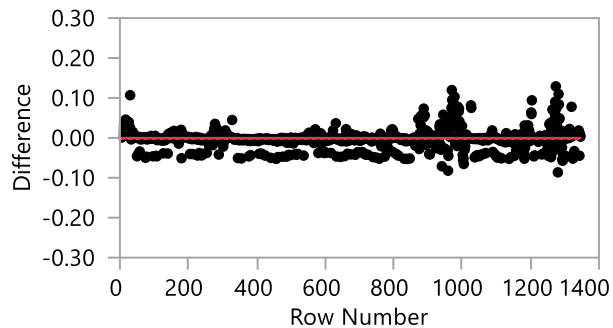


**Difference: TR1C Temp 1: temperature-TR2B Temp 2: temperature**



TR1C Temp 1: temperature	26.0949	t-Ratio	26.12774
TR2B Temp 2: temperature	26.0759	DF	1258
Mean Difference	0.01895	Prob >  t	<.0001*
Std Error	0.00073	Prob > t	<.0001*
Upper 95%	0.02037	Prob < t	1.0000
Lower 95%	0.01752		
N	1259		
Correlation	0.99983		

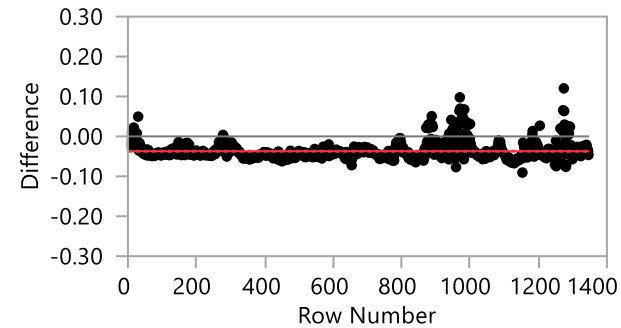
**Difference: TR3C Temp 1: temperature-TR1A Temp 1: temperature**



TR3C Temp 1: temperature	26.0748	t-Ratio	-2.58299
--------------------------	---------	---------	----------

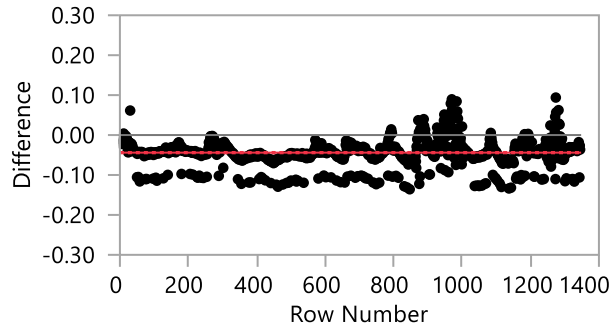
TR1A Temp 1: temperature	26.0764	DF	1258
Mean Difference	-0.0016	Prob >  t	0.0099*
Std Error	0.00061	Prob > t	0.9950
Upper 95%	-0.0004	Prob < t	0.0050*
Lower 95%	-0.0028		
N	1259		
Correlation	0.99986		

**Difference: TR3C Temp 1: temperature-TR1A Temp 2: temperature**



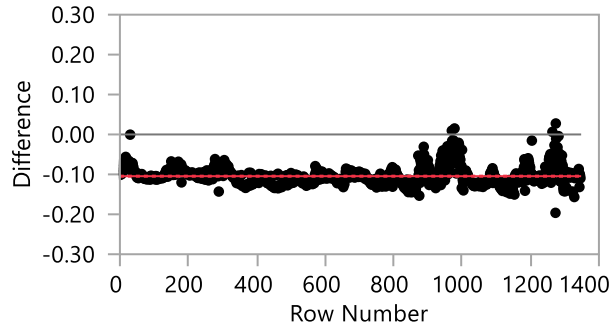
TR3C Temp 1: temperature	26.0748	t-Ratio	-65.0439
TR1A Temp 2: temperature	26.1119	DF	1258
Mean Difference	-0.0371	Prob >  t	<.0001*
Std Error	0.00057	Prob > t	1.0000
Upper 95%	-0.036	Prob < t	<.0001*
Lower 95%	-0.0382		
N	1259		
Correlation	0.9999		

**Difference: TR3C Temp 1: temperature-TR1B Temp 1: temperature**



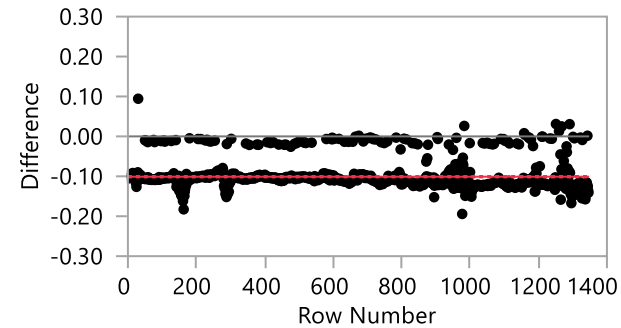
TR3C Temp 1: temperature	26.0748	t-Ratio	-51.8309
TR1B Temp 1: temperature	26.1188	DF	1258
Mean Difference	-0.044	Prob >  t	<.0001*
Std Error	0.00085	Prob > t	1.0000
Upper 95%	-0.0424	Prob < t	<.0001*
Lower 95%	-0.0457		
N	1259		
Correlation	0.99974		

**Difference: TR3C Temp 1: temperature-TR1B Temp 2: temperature**



TR3C Temp 1: temperature	26.0748	t-Ratio	-158.304
TR1B Temp 2: temperature	26.1793	DF	1258
Mean Difference	-0.1045	Prob >  t	<.0001*
Std Error	0.00066	Prob > t	1.0000
Upper 95%	-0.1032	Prob < t	<.0001*
Lower 95%	-0.1058		
N	1259		
Correlation	0.99989		

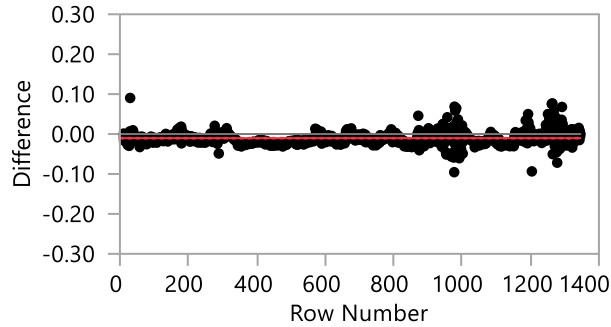
**Difference: TR3C Temp 1: temperature-TR1C Temp 2: temperature**



TR3C Temp 1: temperature	26.0748	t-Ratio	-111.413
TR1C Temp 2: temperature	26.1758	DF	1258
Mean Difference	-0.101	Prob >  t	<.0001*
Std Error	0.00091	Prob > t	1.0000
Upper 95%	-0.0992	Prob < t	<.0001*
Lower 95%	-0.1028		
N	1259		
Correlation	0.99966		



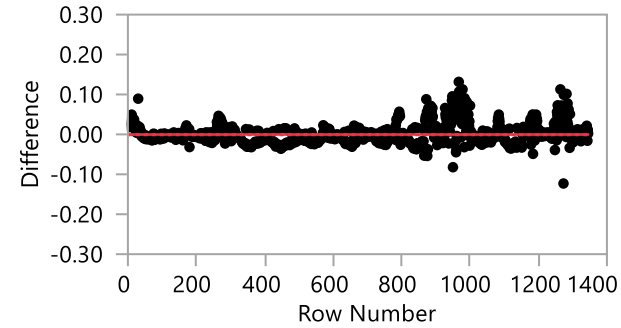
**Difference: TR3C Temp 1: temperature-TR2A Temp 1: temperature**



TR3C Temp 1: temperature	26.0748	t-Ratio	-24.2957
TR2A Temp 1: temperature	26.0851	DF	1258
Mean Difference	-0.0103	Prob >  t	<.0001*
Std Error	0.00042	Prob > t	1.0000
Upper 95%	-0.0094	Prob < t	<.0001*
Lower 95%	-0.0111		
N	1259		
Correlation	0.99993		

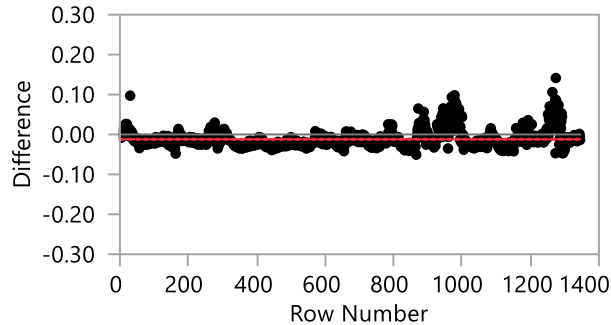
TR3C Temp 1: temperature	26.0748	t-Ratio	-19.1003
TR2A Temp 2: temperature	26.0869	DF	1258
Mean Difference	-0.0121	Prob >  t	<.0001*
Std Error	0.00063	Prob > t	1.0000
Upper 95%	-0.0109	Prob < t	<.0001*
Lower 95%	-0.0134		
N	1259		
Correlation	0.99986		

**Difference: TR3C Temp 1: temperature-TR2B Temp 1: temperature**

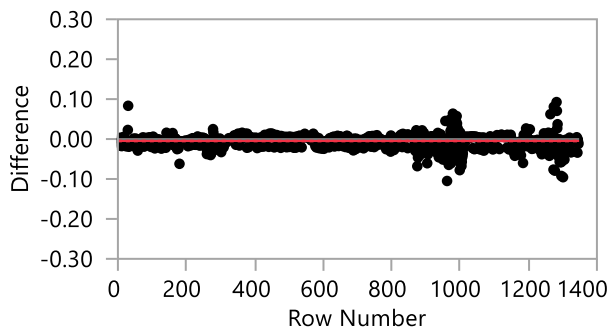


TR3C Temp 1: temperature	26.0748	t-Ratio	-1.19904
TR2B Temp 1: temperature	26.0756	DF	1258
Mean Difference	-0.0008	Prob >  t	0.2307
Std Error	0.0007	Prob > t	0.8846
Upper 95%	0.00053	Prob < t	0.1154
Lower 95%	-0.0022		
N	1259		
Correlation	0.99982		

**Difference: TR3C Temp 1: temperature-TR2A Temp 2: temperature**



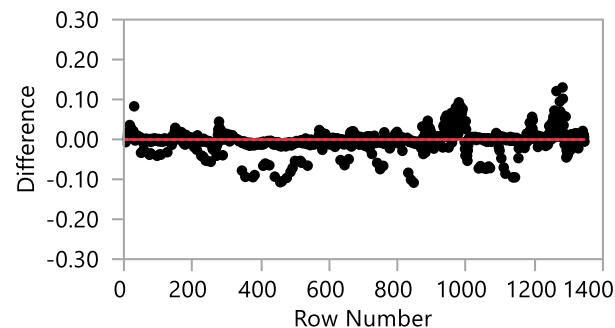
**Difference: TR3C Temp 1: temperature-TR2C Temp 1: temperature**



TR3C Temp 1: temperature	26.0748	t-Ratio	-39.2809
TR2C Temp 2: temperature	26.096	DF	1258
Mean Difference	-0.0212	Prob >  t	<.0001*
Std Error	0.00054	Prob > t	1.0000
Upper 95%	-0.0202	Prob < t	<.0001*
Lower 95%	-0.0223		
N	1259		
Correlation	0.99988		

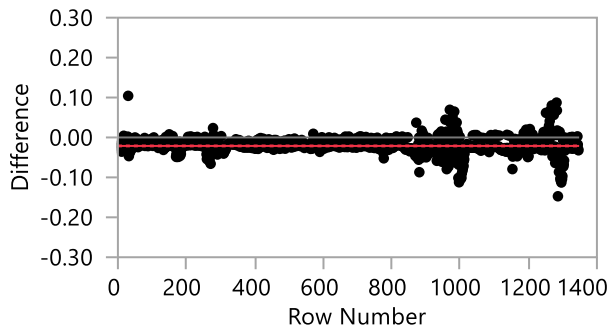
TR3C Temp 1: temperature	26.0748	t-Ratio	-10.2714
TR2C Temp 1: temperature	26.0796	DF	1258
Mean Difference	-0.0048	Prob >  t	<.0001*
Std Error	0.00047	Prob > t	1.0000
Upper 95%	-0.0039	Prob < t	<.0001*
Lower 95%	-0.0058		
N	1259		
Correlation	0.99991		

**Difference: TR3C Temp 1: temperature-TR3A Temp 1: temperature**

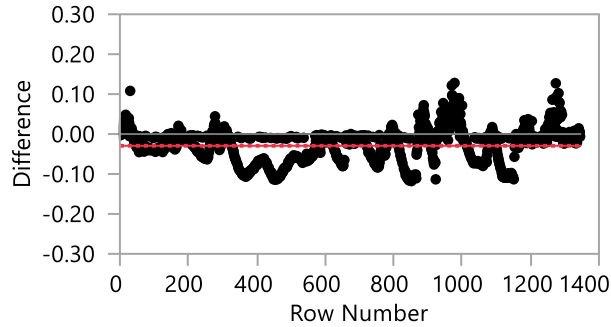


TR3C Temp 1: temperature	26.0748	t-Ratio	-1.13187
TR3A Temp 1: temperature	26.0755	DF	1258
Mean Difference	-0.0007	Prob >  t	0.2579
Std Error	0.00064	Prob > t	0.8710
Upper 95%	0.00053	Prob < t	0.1290
Lower 95%	-0.002		
N	1259		
Correlation	0.99985		

**Difference: TR3C Temp 1: temperature-TR2C Temp 2: temperature**



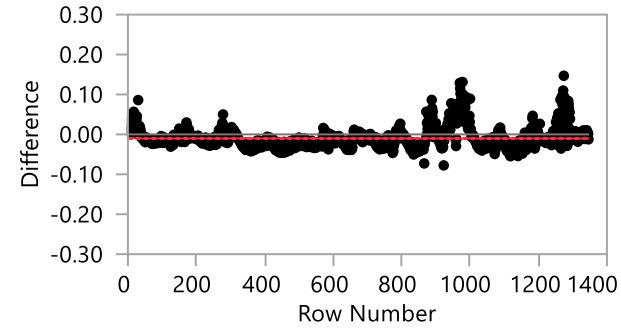
**Difference: TR3C Temp 1: temperature-TR3A Temp 2: temperature**



TR3C Temp 1: temperature	26.0748	t-Ratio	-24.5038
TR3A Temp 2: temperature	26.1042	DF	1258
Mean Difference	-0.0294	Prob >  t	<.0001*
Std Error	0.0012	Prob > t	1.0000
Upper 95%	-0.027	Prob < t	<.0001*
Lower 95%	-0.0317		
N	1259		
Correlation	0.99959		

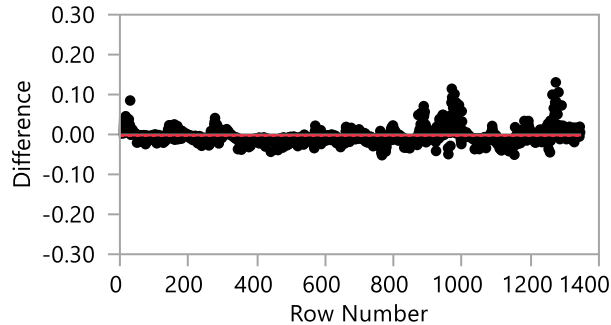
TR3C Temp 1: temperature	26.0748	t-Ratio	-4.72927
TR3B Temp 1: temperature	26.0774	DF	1258
Mean Difference	-0.0026	Prob >  t	<.0001*
Std Error	0.00055	Prob > t	1.0000
Upper 95%	-0.0015	Prob < t	<.0001*
Lower 95%	-0.0037		
N	1259		
Correlation	0.99991		

**Difference: TR3C Temp 1: temperature-TR3B Temp 2: temperature**

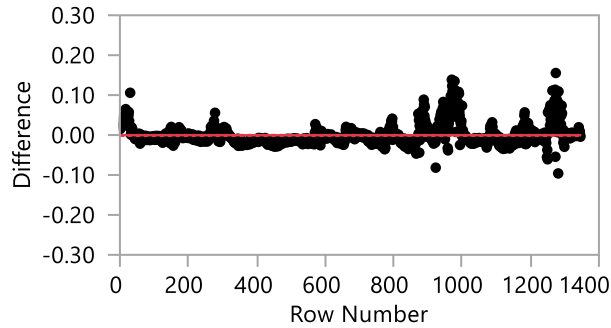


TR3C Temp 1: temperature	26.0748	t-Ratio	-13.0478
TR3B Temp 2: temperature	26.085	DF	1258
Mean Difference	-0.0102	Prob >  t	<.0001*
Std Error	0.00078	Prob > t	1.0000
Upper 95%	-0.0086	Prob < t	<.0001*
Lower 95%	-0.0117		
N	1259		
Correlation	0.99983		

**Difference: TR3C Temp 1: temperature-TR3B Temp 1: temperature**



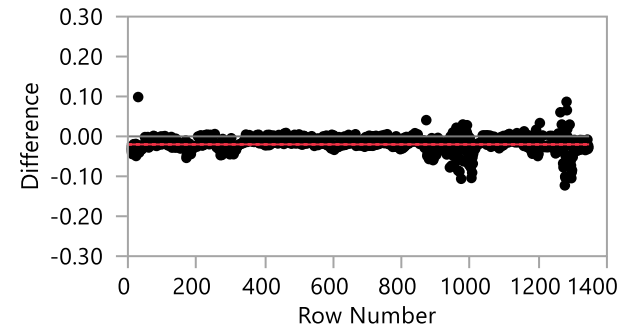
**Difference: TR3C Temp 1: temperature-TR3C Temp 2: temperature**



TR3C Temp 1: temperature	26.0748	t-Ratio	-1.23184
TR3C Temp 2: temperature	26.0757	DF	1258
Mean Difference	-0.0009	Prob >  t	0.2182
Std Error	0.00074	Prob > t	0.8909
Upper 95%	0.00054	Prob < t	0.1091
Lower 95%	-0.0024		
N	1259		
Correlation	0.99983		

TR3C Temp 1: temperature	26.0748	t-Ratio	-2.19253
TR2B Temp 2: temperature	26.0759	DF	1258
Mean Difference	-0.0012	Prob >  t	0.0285*
Std Error	0.00053	Prob > t	0.9857
Upper 95%	-0.0001	Prob < t	0.0143*
Lower 95%	-0.0022		
N	1259		
Correlation	0.9999		

**Difference: TR3C Temp 1: temperature-TR1C Temp 1: temperature**



TR3C Temp 1: temperature	26.0748	t-Ratio	-44.0232
TR1C Temp 1: temperature	26.0949	DF	1258
Mean Difference	-0.0201	Prob >  t	<.0001*
Std Error	0.00046	Prob > t	1.0000
Upper 95%	-0.0192	Prob < t	<.0001*
Lower 95%	-0.021		
N	1259		
Correlation	0.99992		

**Difference: TR3C Temp 1: temperature-TR2B Temp 2: temperature**

